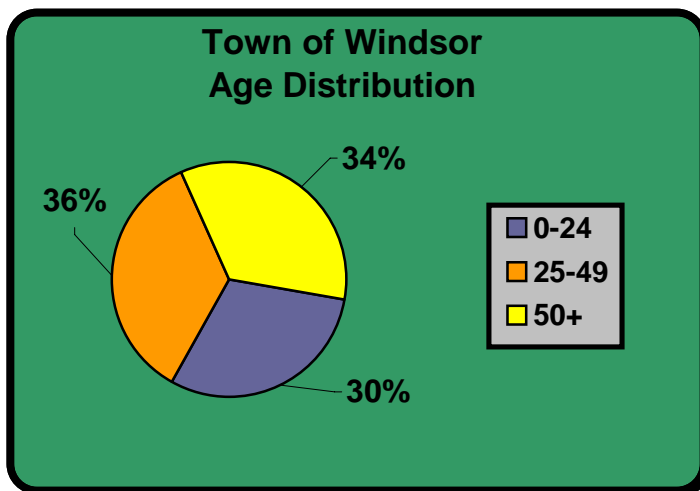
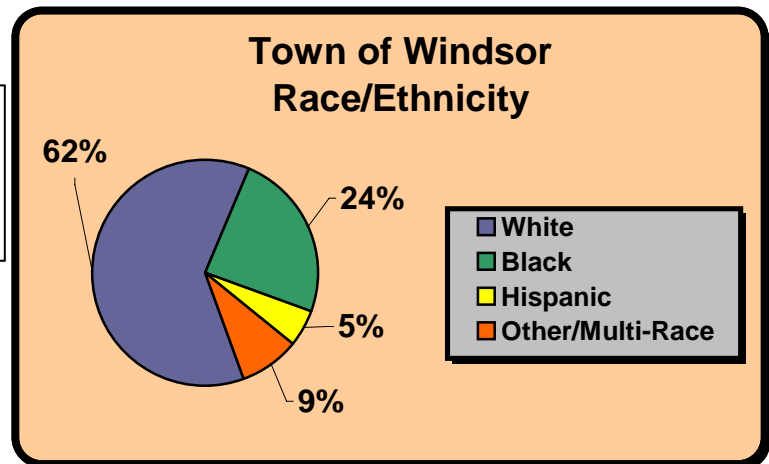




Town of Windsor Workforce Profile

The Town of Windsor is located 7 miles north of Hartford, has a land area of approximately 30 square miles and is home to 28,888 residents.

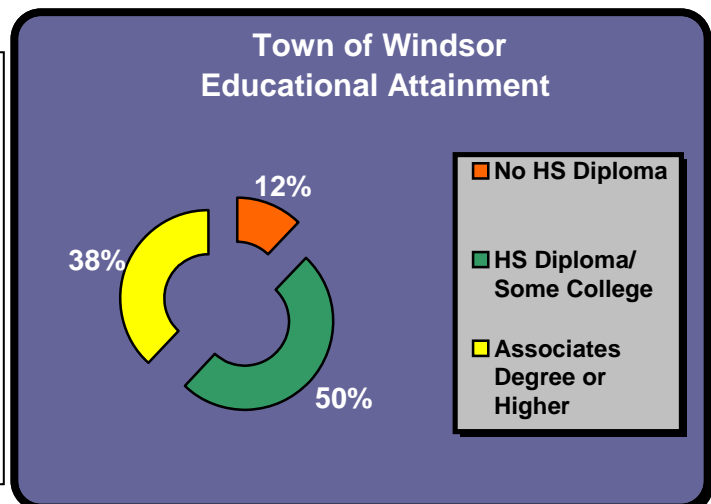
Windsor's population is comprised of 62% whites, 24% Blacks, 5% Hispanics, and 9% Other/Multi-Race individuals.

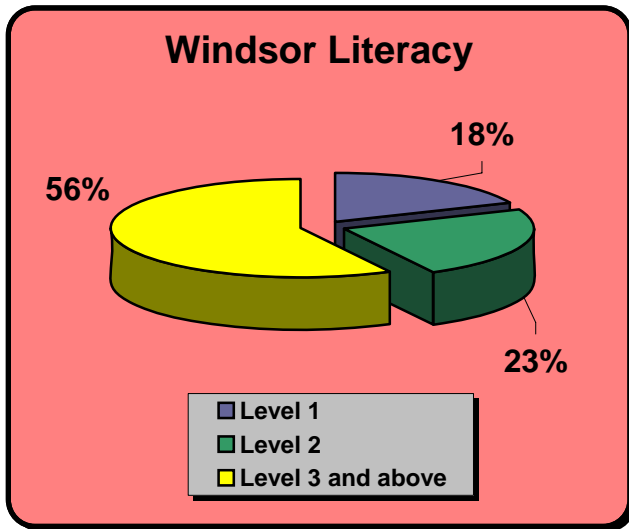


The town's median age is 41. The age distribution is demonstrated in the pie chart to the left.

Of Windsor residents age 25+, 12% do not have a high school diploma, 50% possess a diploma or some college, and 38% have earned an Associate's degree or higher (State: 16%, 46%, and 38% respectively).

The 2003 cumulative dropout rate was 10.4% (down 2% from the previous year) and 71.2% of graduates pursue post-secondary education (up 8.5%).





Forty-one (41) percent of Windsor's population 16 and over functions at literacy levels one and two (out of five levels, level five being the highest). Individuals at levels one or two would not be able to read an ATM screen, decipher a bus schedule, read a newspaper, read the dosage on a medicine bottle, or fill out a job application.

2005 Business Profile:

Sector	# of Firms	% of Total	# of Employees	% of Total
Agriculture	38	3.1%	281	1.6%
Construction and Mining	124	10.1%	530	3.0%
Manufacturing	73	5.9%	1,976	11.2%
Transportation and Utilities	63	5.1%	1,523	8.6%
Trade	259	21.0%	2,545	14.4%
Finance, Insurance, and Real Estate	104	8.4%	2,442	13.9%
Services	517	41.9%	7,294	41.4%
Government	12	1.0%	1,029	5.8%
Total	1,233	100.0%	17,622	100.0%

Top Five Employers (2002):

- Alstom Power System
- Aetna
- UTC/ Pratt & Whitney
- Town of Windsor
- Stanadyne, Inc.

Windsor's labor force is 15,690 and the unemployment rate is 4.7% (September 2005).

Capital Workforce Partners is looking to support an effective workforce development system that strategically connects economic development and education resources to build and maintain a strong and vibrant workforce by researching and understanding the individual towns' growth and vitality.

Sources: 2000 Census, CT Department of Economic and Community Development, CT Department of Labor, CT Department of Education, National Institute for Literacy.