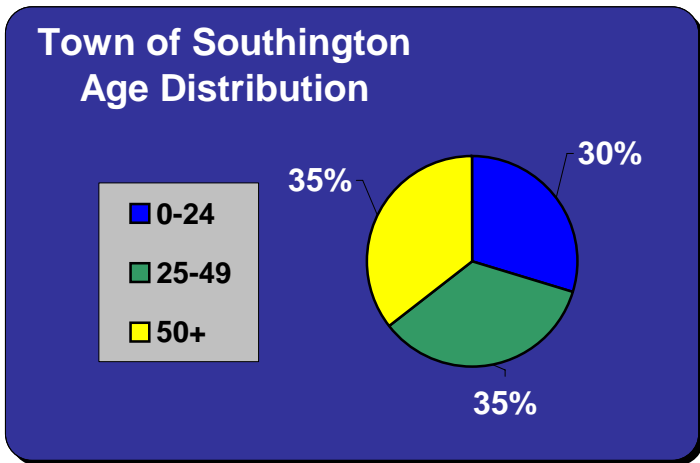
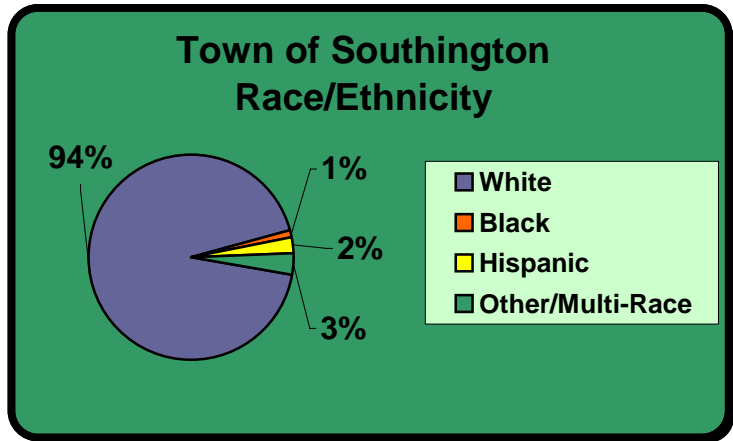




Town of Southington Workforce Profile

The Town of Southington is located 15 miles southwest of Hartford, has a land area of 36.9 square miles and is home to 41,367 residents.

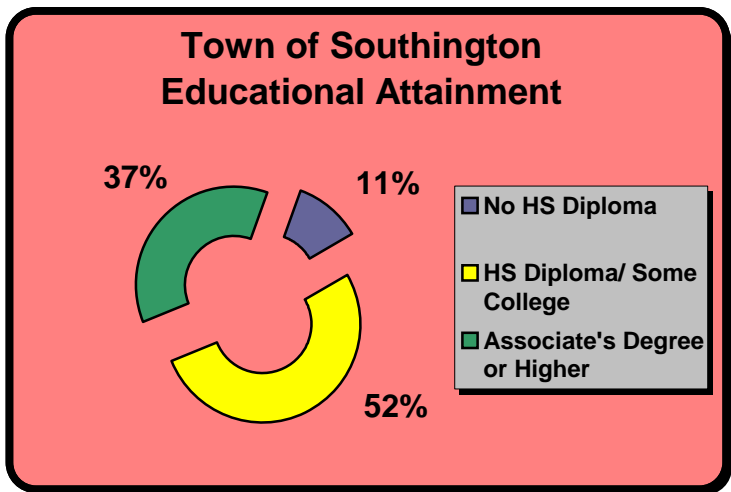
Southington's population is comprised of 94% whites, 1% Blacks, 2% Hispanics, and 3% Other/Multi-Race individuals.



Southington's median age is 41. The age distribution is demonstrated in the pie chart to the left.

Of Southington residents age 25+, 11% do not have a high school diploma, 52% possess a diploma or some college, and 37% have earned an Associate's degree or higher (State: 16%, 46%, and 38% respectively).

The 2003 cumulative dropout rate was 6% (down 1.1% from the previous year) and 76.7% of graduates pursue post-secondary education (down 0.8%).



Southington Literacy



Thirty-seven (37) percent of Southington's population 16 and over function at literacy levels one and two (out of five levels, five being the highest). Individuals at levels one or two would not be able to read an ATM screen, decipher a bus schedule, read a newspaper, read the dosage on a medicine bottle, or fill out a job application.

2005 Business Profile:

Sector	# of Firms	% of Total	# of Employees	% of Total
Agriculture	59	3.3%	243	1.3%
Construction and Mining	272	15.0%	900	4.8%
Manufacturing	125	6.9%	2,394	12.8%
Transportation and Utilities	50	2.8%	485	2.6%
Trade	435	24.0%	3,685	19.8%
Finance, Insurance, and Real Estate	127	7.0%	5,720	30.7%
Services	682	37.6%	4,960	26.6%
Government	16	0.9%	257	1.4%
Total	1,812	100.0%	18,644	100.0%

Top Five Employers (2002):

- Johnson & Johnson Medical Inc.
- Bradley Memorial Hospital and Health Center
- Ideal Forging Corporation
- JJ Ryan Corporation
- LMC

Southington's labor force is 23,187 and the unemployment rate is 4.1% (September 2005).

Capital Workforce Partners is looking to support an effective workforce development system that strategically connects economic development and education resources to build and maintain a strong and vibrant workforce by researching and understanding the individual towns' growth and vitality.

Sources: 2000 Census, CT Department of Economic and Community Development, CT Department of Labor, CT Department of Education, National Institute for Literacy.