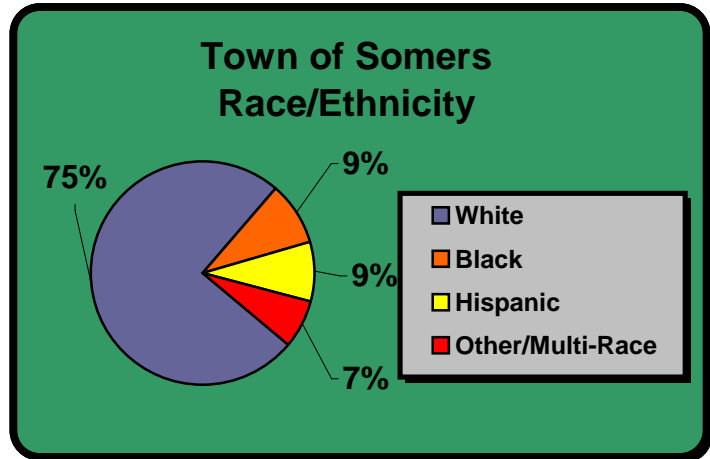




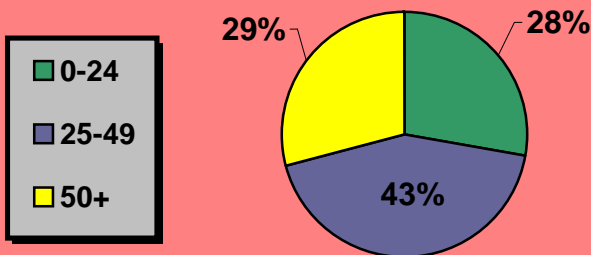
## Town of Somers Workforce Profile

The Town of Somers is located 20 miles northeast of Hartford, has a land area of 28 square miles and is home to 11,555 residents.

Somers' population is comprised of 75% Whites, 9% Blacks, 9% Hispanics and 7% Other/Multi-Race individuals.



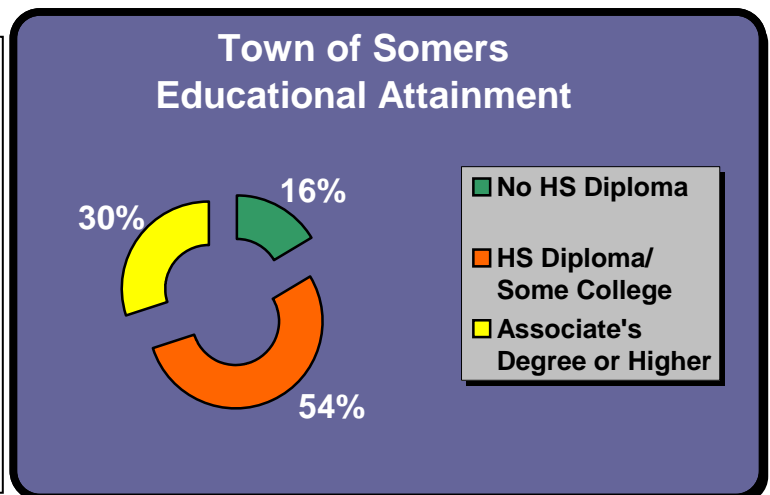
### Town of Somers Age Distribution

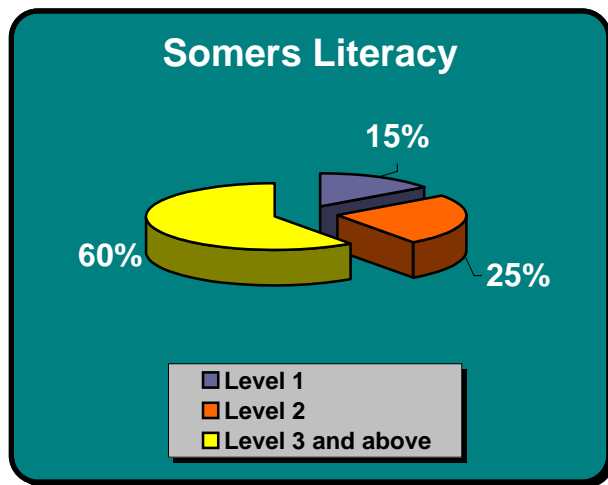


Somers' median age is 39. The age distribution is demonstrated in the pie chart to the left.

Of Somers residents age 25+, 16% do not have a high school diploma, 54% possess a diploma or some college, and 30% have earned an Associate's degree or higher (State: 16%, 46%, and 38% respectively).

The 2003 cumulative dropout rate was 10.1% (down 1.8% from the previous year) and 85.4% of graduates pursue post-secondary education (up 4.3%).





Forty (40) percent of Somers' population 16 and over function at literacy levels one and two (out of five levels, five being the highest). Individuals at levels one or two would not be able to read an ATM screen, decipher a bus schedule, read a newspaper, read the dosage on a medicine bottle, or fill out a job application.

### 2005 Business Profile:

Sector	# of Firms	% of Total	# of Employees	% of Total
Agriculture	25	5.8%	109	4.6%
Construction and Mining	77	18.0%	224	9.5%
Manufacturing	25	5.8%	165	7.0%
Transportation and Utilities	15	3.5%	111	4.7%
Trade	80	18.7%	291	12.3%
Finance, Insurance, and Real Estate	25	5.8%	61	2.6%
Services	144	33.6%	686	29.0%
Government	14	3.3%	717	30.3%
<b>Total</b>	<b>428</b>	<b>100.0%</b>	<b>2,368</b>	<b>100.0%</b>

#### Top Five Employers (2002):

- State of Connecticut Prison System
- Board of Education
- Conval, Inc.
- Grower Direct, Inc.
- Power Systems Inc

Somers' labor force is 4,620 and the unemployment rate is 4.6% (September 2005).

Capital Workforce Partners is looking to support an effective workforce development system that strategically connects economic development and education resources to build and maintain a strong and vibrant workforce by researching and understanding the individual towns' growth and vitality.

Sources: 2000 Census, CT Department of Economic and Community Development, CT Department of Labor, CT Department of Education, National Institute for Literacy.