

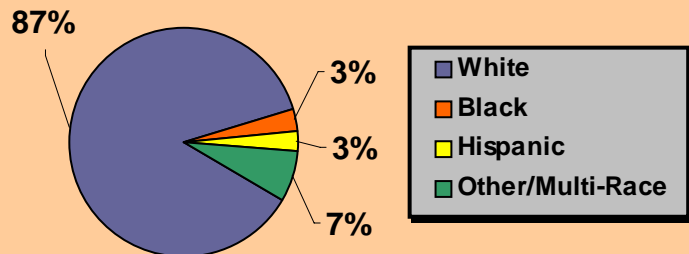


Town of South Windsor Workforce Profile

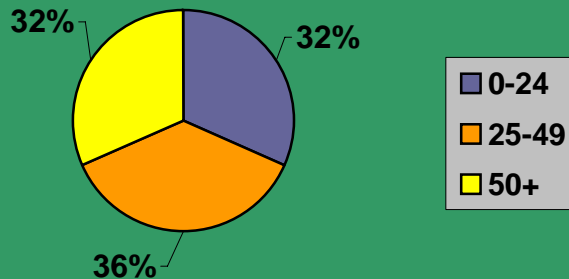
The Town of South Windsor is located 8 miles northeast of Hartford, has a land area of 28.5 square miles and is home to 24,925 residents.

South Windsor's population is comprised of 87% whites, 3% Blacks, 3% Hispanics, and 7% Other/Multi-Race individuals.

Town of South Windsor Race/Ethnicity



Town of South Windsor Age Distribution

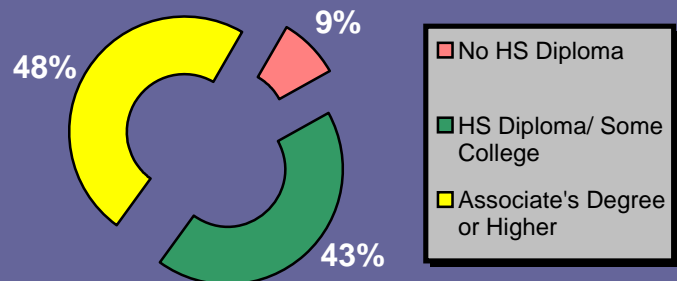


South Windsor's median age is 41. The age distribution is demonstrated in the pie chart to the left.

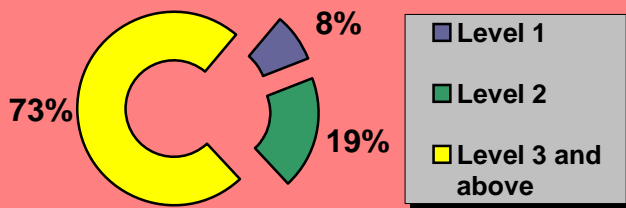
Of South Windsor residents age 25+, 9% do not have a high school diploma, 43% possess a diploma or some college, and 48% have earned an Associate's degree or higher (State: 16%, 46%, and 38% respectively).

The 2003 cumulative drop out rate was 3.4% (down 3.2% from the previous year) and 85.6% of graduates pursue post-secondary education (up 2.6%).

Town of South Windsor Educational Attainment



South Windsor Literacy



Twenty-seven (27) percent of South Windsor's population 16 and over function at literacy levels one and two (out of five levels, level five being the highest). Individuals at levels one or two would not be able to read an ATM screen, decipher a bus schedule, read a newspaper, read the dosage on a medicine bottle, or fill out a job application.

2005 Business Profile:

Sector	# of Firms	% of Total	# of Employees	% of Total
Agriculture	48	3.7%	132	1.2%
Construction and Mining	198	15.1%	900	8.0%
Manufacturing	119	9.0%	3,548	31.4%
Transportation and Utilities	48	3.7%	706	6.2%
Trade	273	20.8%	2,416	21.4%
Finance, Insurance, and Real Estate	89	6.8%	442	3.9%
Services	489	37.2%	3,010	26.6%
Government	4	0.3%	147	1.3%
Total	1,315	100.0%	11,302	100.0%

Top Five Employers (2002):

- Town of South Windsor
- International Fuel Cells
- Filenes
- Gerber Scientific
- DST Output

South Windsor's labor force is 14,056 and the unemployment rate is 3.6% (September 2005).

Capital Workforce Partners is looking to support an effective workforce development system that strategically connects economic development and education resources to build and maintain a strong and vibrant workforce by researching and understanding the individual towns' growth and vitality.

Sources: 2000 Census, CT Department of Economic and Community Development, CT Department of Labor, CT Department of Education, and the National Institute for Literacy.