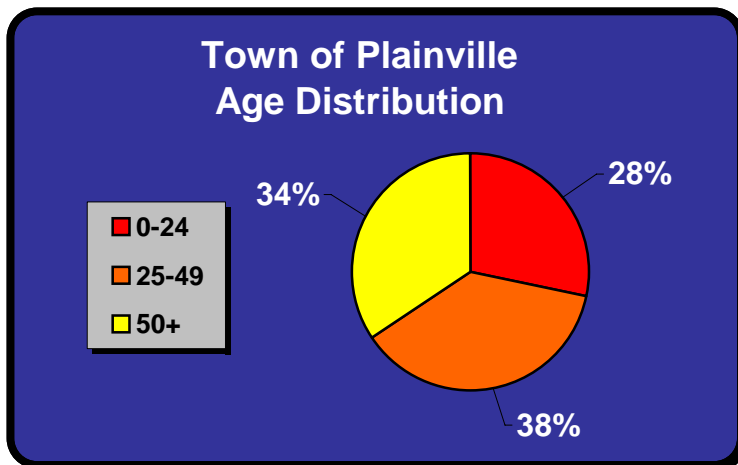
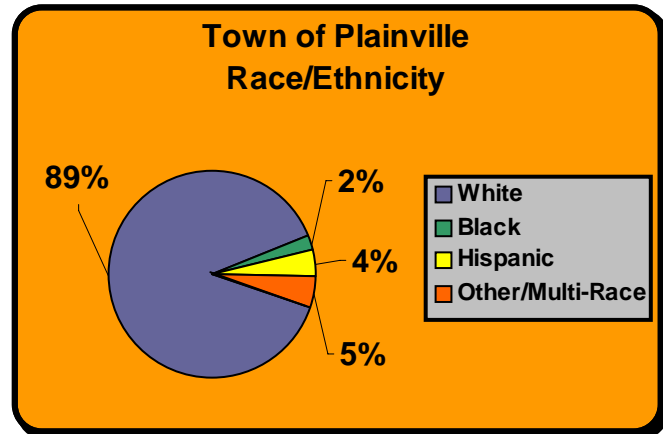




Town of Plainville Workforce Profile

The Town of Plainville is located 11 miles southwest of Hartford, has a land area of 9.74 square miles and is home to 17,786 residents.

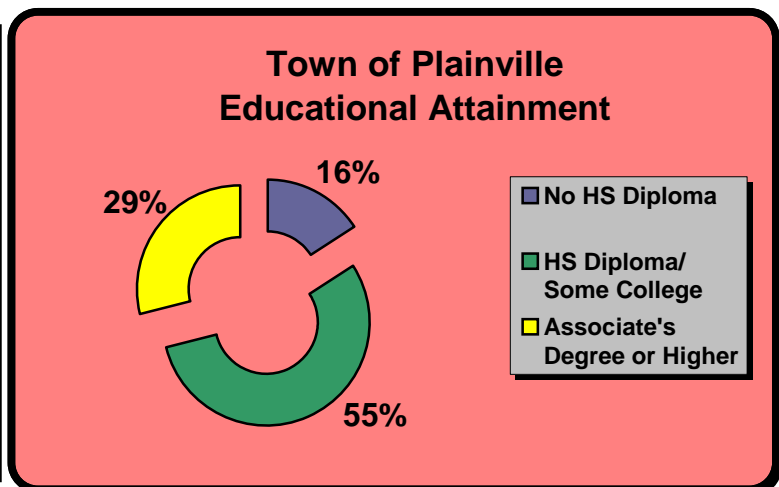
Plainville's population is comprised of 89% whites, 2% Blacks, 4% Hispanics, and 5% Other/Multi-Race individuals.



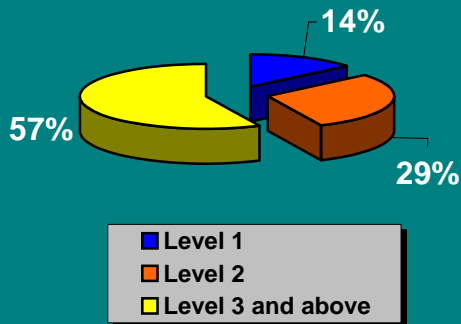
Plainville's median age is 41. The age distribution is demonstrated in the pie chart to the left.

Of Plainville residents age 25+, 16% do not have a high school diploma, 55% possess a diploma or some college, and 29% have earned an Associate's degree or higher (State: 16%, 46%, and 38% respectively).

The 2003 cumulative dropout rate was 1% (down 3.1% from the previous year) and 92.1% of graduates pursue post-secondary education (up 3.3%).



Plainville Literacy



Forty-three (43) percent of Plainville's population 16 and over function at literacy levels one and two (out of five levels, five being the highest). Individuals at levels one or two would not be able to read an ATM screen, decipher a bus schedule, read a newspaper, read the dosage on a medicine bottle, or fill out a job application.

2005 Business Profile:

Sector	# of Firms	% of Total	# of Employees	% of Total
Agriculture	24	2.6%	53	0.6%
Construction and Mining	154	16.7%	856	9.1%
Manufacturing	98	10.6%	2,835	30.1%
Transportation and Utilities	25	2.7%	343	3.6%
Trade	217	23.6%	1,982	21.1%
Finance, Insurance, and Real Estate	48	5.2%	271	2.9%
Services	327	35.5%	2,842	30.2%
Government	6	0.7%	230	2.4%
Total	921	100.0%	9,412	100.0%

Top Five Employers (2002):

- GE Industrial Systems
- Manafort Brothers, Inc.
- Wheeler Clinic, Inc.
- Plainville Board of Education
- Carling Technologies, Inc.

Plainville's labor force is 9,964 and the unemployment rate is 5.1% (September 2005).

Capital Workforce Partners is looking to support an effective workforce development system that strategically connects economic development and education resources to build and maintain a strong and vibrant workforce by researching and understanding the individual towns' growth and vitality.

Sources: 2000 Census, CT Department of Economic and Community Development, CT Department of Labor, CT Department of Education, National Institute for Literacy.