

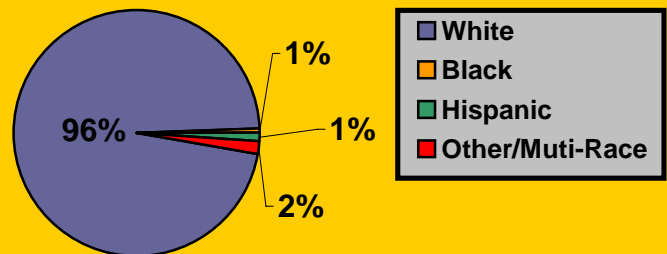


Town of Hebron Workforce Profile

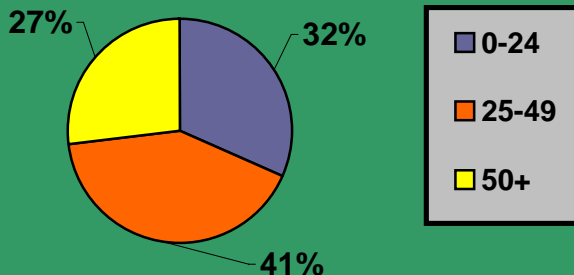
The Town of Hebron is located 16 miles southeast of Hartford, has a land area of 37 square miles and is home to 9,448 residents.

Hebron's population is comprised of 96% Whites, 1% Blacks, 1% Hispanics and 2% Other/Multi-Race individuals.

Town of Hebron Race/Ethnicity



Town of Hebron Age Distribution

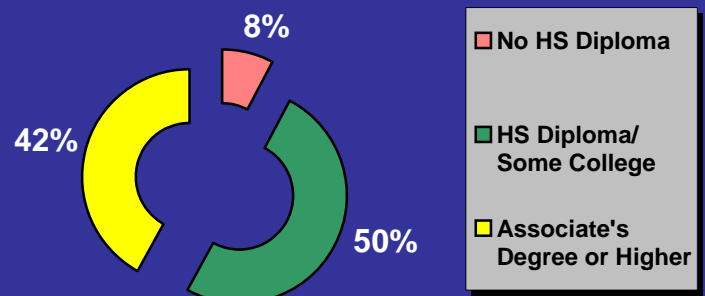


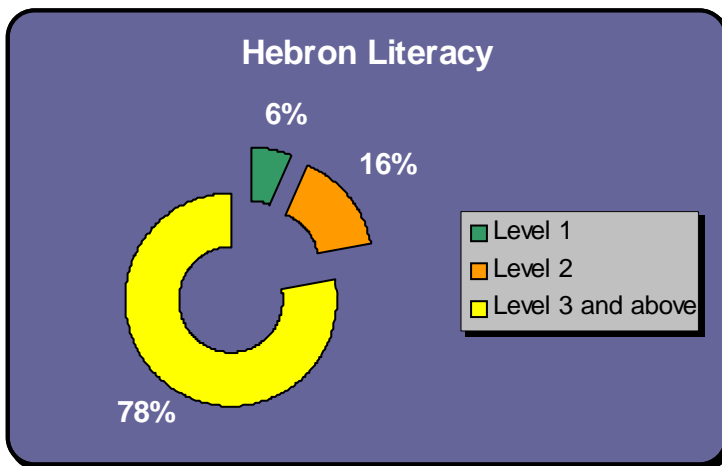
The town's median age is 39. The age distribution is demonstrated in the pie chart to the left.

Of Hebron residents age 25+, 8% do not have a high school diploma, 50% possess a diploma or some college, and 42% have earned an Associate's degree or higher (State: 16%, 46%, and 38% respectively).

The 2003 cumulative dropout rate for the regional school district was 10% (up 3.3% from the previous year) and 89% of graduates pursue post-secondary education (down 5.6%).

Town of Hebron Educational Attainment





Twenty-two (22) percent of Hebron’s population 16 and over function at literacy levels one and two (out of five levels, level five being the highest). Individuals at levels one or two would not be able to read an ATM screen, decipher a bus schedule, read a newspaper, read the dosage on a medicine bottle, or fill out a job application.

2005 Business Profile:

Sector	# of Firms	% of Total	# of Employees	% of Total
Agriculture	24	6.8%	48	3.1%
Construction and Mining	73	20.8%	118	7.6%
Manufacturing	10	2.8%	25	1.6%
Transportation and Utilities	6	1.7%	28	1.8%
Trade	54	15.4%	326	21.0%
Finance, Insurance, and Real Estate	25	7.1%	104	6.7%
Services	142	40.5%	878	56.6%
Government	3	0.9%	23	1.5%
Total	351	100.0%	1,552	100.0%

Top Five Employers (2002):

- Ted’s Supermarket
- Town of Hebron
- Regional School District #8
- Hemlocks Outdoor Education Center
- Hebron Pharmacy

Hebron’s labor force is 5,032 and the unemployment rate is 4.2% (September 2005).

Capital Workforce Partners is looking to support an effective workforce development system that strategically connects economic development and education resources to build and maintain a strong and vibrant workforce by researching and understanding the individual towns’ growth and vitality.

Sources: 2000 Census, CT Department of Economic and Community Development, CT Department of Labor, CT Department of Education, National Institute for Literacy.