

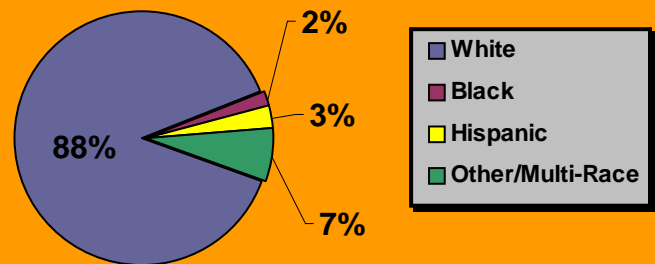


## Town of Glastonbury Workforce Profile

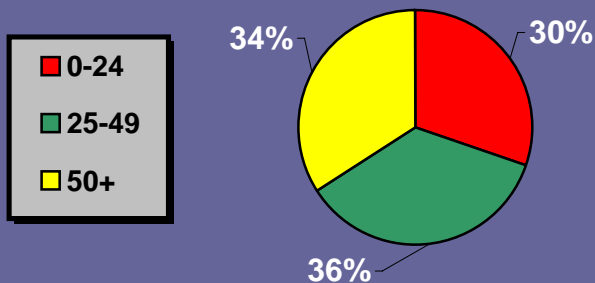
The Town of Glastonbury is located 9 miles southeast of Hartford, has a land area of 52.5 square miles and is home to 32,675 residents.

Glastonbury's population is comprised of 88% Whites, 2% Blacks, 3% Hispanics, and 7% Other/Multi-Race individuals.

### Town of Glastonbury Race/Ethnicity



### Town of Glastonbury Age Distribution

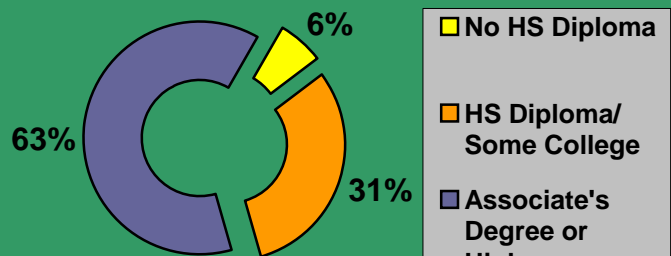


Glastonbury's median age is 41. The age distribution is demonstrated in the pie chart to the left.

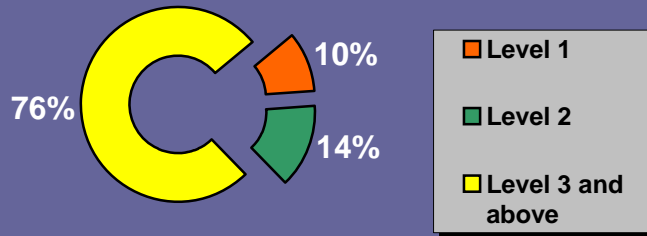
Of Glastonbury residents age 25+, 6% do not have a high school diploma, 31% possess a diploma or some college, and 63% have earned an Associate's degree or higher (State: 16%, 46%, and 38% respectively).

The 2003 cumulative dropout rate was 1.9% (up 0.2 % from the previous year) and 95.3% of graduates pursue post-secondary education. (Up 0.9%)

### Town of Glastonbury Educational Attainment



## Glastonbury Literacy



Twenty-four (24) percent of Glastonbury's population 16 and over function at literacy levels one and two (out of five levels, level five being the highest). Individuals at levels one or two would not be able to read an ATM screen, decipher a bus schedule, read a newspaper, read the dosage on a medicine bottle, or fill out a job application.

### 2005 Business Profile:

Sector	# of Firms	% of Total	# of Employees	% of Total
Agriculture	82	4.15	327	2.3%
Construction and Mining	215	10.8%	938	6.7%
Manufacturing	68	3.4%	842	6.0%
Transportation and Utilities	39	2.0%	453	3.2%
Trade	354	17.8%	3,089	21.9%
Finance, Insurance, and Real Estate	219	11.0%	2,117	15.0%
Services	934	47.0%	6,035	42.8%
Government	12	0.6%	289	2.1%
<b>Total</b>	<b>1,986</b>	<b>100.0%</b>	<b>14,091</b>	<b>100.0%</b>

#### Top Five Employers (2002):

- Town of Glastonbury
- IKON Office Solutions
- Amica Insurance
- Allmerica Financial
- Open Solutions, Inc.

Glastonbury's labor force is 17,701 and the unemployment rate is 3.7% (September 2005).

Capital Workforce Partners is looking to support an effective workforce development system that strategically connects economic development and education resources to build and maintain a strong and vibrant workforce by researching and understanding the individual towns' growth and vitality.

Sources: 2000 Census, CT Department of Economic and Community Development, CT Department of Labor, CT Department of Education, National Institute for Literacy.