

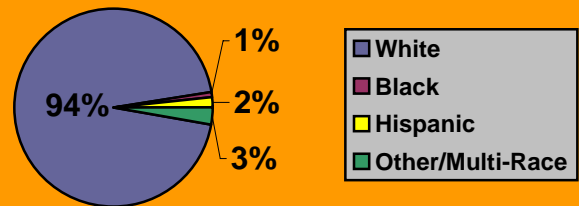


Town of Ellington Workforce Profile

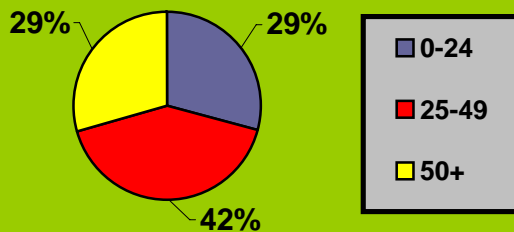
The Town of Ellington is located 18 miles northeast of Hartford, is approximately 34 square miles and is home to 14,830 residents.

Ellington's population is comprised of 94% Whites, 1% Blacks, 2% Hispanics and 3% Other/Multi-Race individuals.

Town of Ellington Race/Ethnicity



Town of Ellington Age Distribution

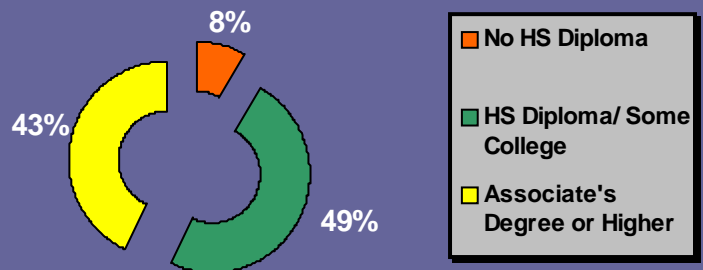


The town's median age is 39. The age distribution is demonstrated in the pie chart to the left.

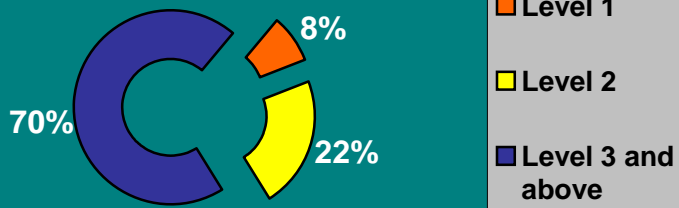
Of Ellington residents age 25+, 8% do not have a high school diploma, 49% possess a diploma or some college, and 43% have earned an Associate's degree or higher (State: 16%, 46%, and 38% respectively).

The 2003 cumulative dropout rate was 6.8%, (up 1.3% from the previous year) and 84.7% of graduates pursue post-secondary education (down 3.8%).

Town of Ellington Educational Attainment



Ellington Literacy



Thirty (30) percent of Ellington's population 16 and over function at literacy levels one and two (out of five levels, five being the highest). Individuals at levels one or two would not be able to read an ATM screen, decipher a bus schedule, read a newspaper, read the dosage on a medicine bottle, or fill out a job application.

2005 Business Profile:

Sector	# of Firms	% of Total	# of Employees	% of Total
Agriculture	36	7.4%	191	7.3%
Construction and Mining	101	20.8%	361	13.8%
Manufacturing	26	5.3%	337	12.9%
Transportation and Utilities	15	3.1%	264	10.1%
Trade	91	18.7%	537	20.5%
Finance, Insurance, and Real Estate	27	5.6%	105	4.0%
Services	164	33.7%	635	24.2%
Government	5	1.0%	190	7.2%
Total	486	100.0%	2,621	100.0%

Top Five Employers (2002):

- Ellington Board of Education
- Country Pure Foods, Inc.
- Rice Packaging Inc.
- AccuTime Systems
- Merrill Industries

Ellington's labor force is 8,281 and the unemployment rate is 3.8% (September 2005).

Capital Workforce Partners is looking to support an effective workforce development system that strategically connects economic development and education resources to build and maintain a strong and vibrant workforce by researching and understanding the individual towns' growth and vitality.

Sources: 2000 Census, CT Department of Economic and Community Development, CT Department of Labor, CT Department of Education, National Institute for Literacy.