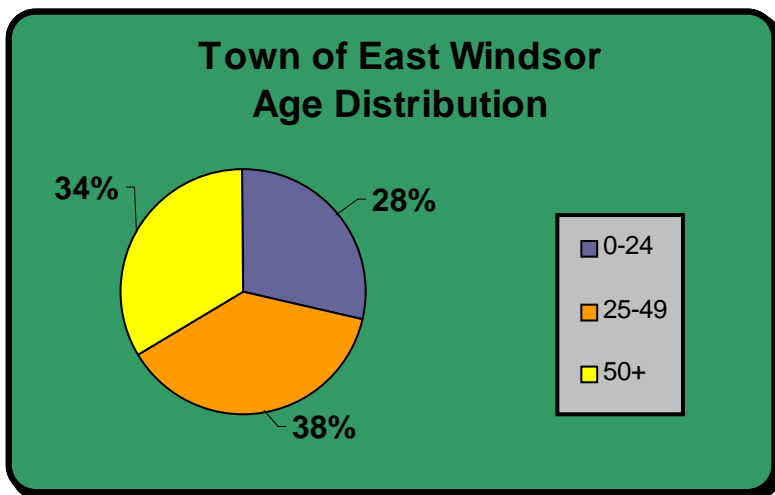
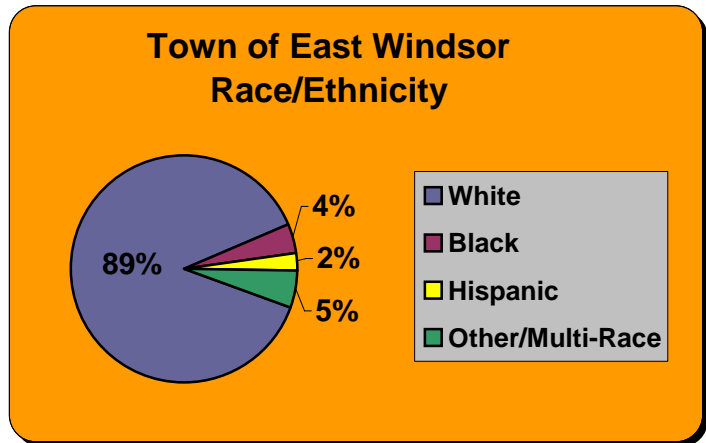




## Town of East Windsor Workforce Profile

The Town of East Windsor is located midway between Hartford and Springfield. It has a land area of 26.3 square miles and is home to 10,322 residents.

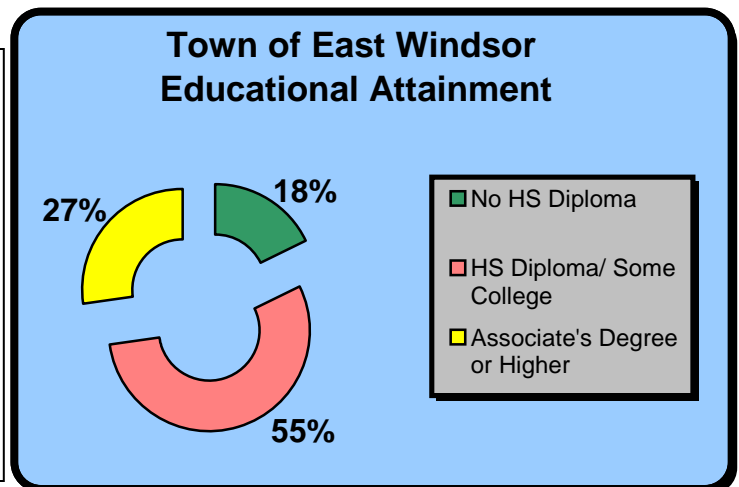
East Windsor's population is comprised of 89% whites, 4% Blacks, 2% Hispanics and 5% Other/Multi-Race individuals.

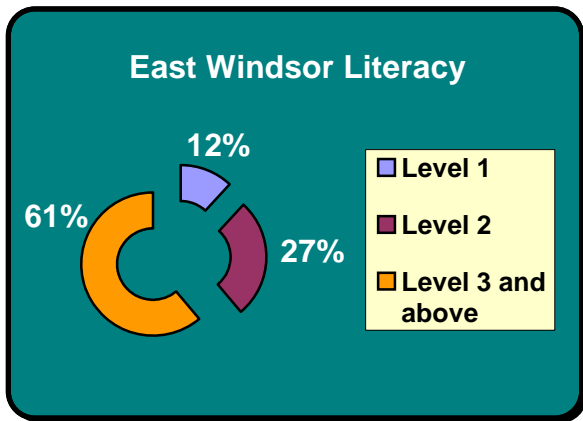


East Windsor's median age is 41. The age distribution is demonstrated in the pie chart to the left.

Of East Windsor residents age 25+, 18% do not have a high school diploma, 55% possess a diploma or some college, and 27% have earned an Associate degree or higher (State: 16%, 46%, and 38% respectively).

The 2003 cumulative drop out rate was 9% (down 7.5% from the previous year) and 77.8% of graduates pursue post-secondary education (down 1.7%).





Thirty-nine (39) percent of East Windsor's population 16 and over function at literacy levels one and two (out of five levels, five being the highest). Individuals at levels one or two would not be able to read an ATM screen, decipher a bus schedule, read a newspaper, read the dosage on a medicine bottle, or fill out a job application.

**2005 Business Profile:**

Sector	# of Firms	% of Total	# of Employees	% of Total
Agriculture	38	5.7%	139	2.2%
Construction and Mining	77	11.6%	292	4.7%
Manufacturing	59	8.9%	792	12.8%
Transportation and Utilities	38	5.7%	235	3.8%
Trade	189	28.4%	2,643	42.7%
Finance, Insurance, and Real Estate	34	5.1%	131	2.1%
Services	204	30.6%	1,732	28.0%
Government	12	1.8%	220	3.6%
<b>Total</b>	<b>666</b>	<b>100.0%</b>	<b>6,185</b>	<b>100.0%</b>

**Top Five Employers (2002):**

- Hamilton Sunstrand
- Engelhard Surface Technologies
- Viking Office Products
- Wood Group Aero
- Mulnite Farms

East Windsor's labor force is 5,889 and the unemployment rate is 5.2% (September 2005).

Capital Workforce Partners is looking to support an effective workforce development system that strategically connects economic development and education resources to build and maintain a strong and vibrant workforce by researching and understanding the individual towns' growth and vitality.

Sources: 2000 Census, CT Department of Economic and Community Development, CT Department of Labor, CT Department of Education, and the National Institute for Literacy.