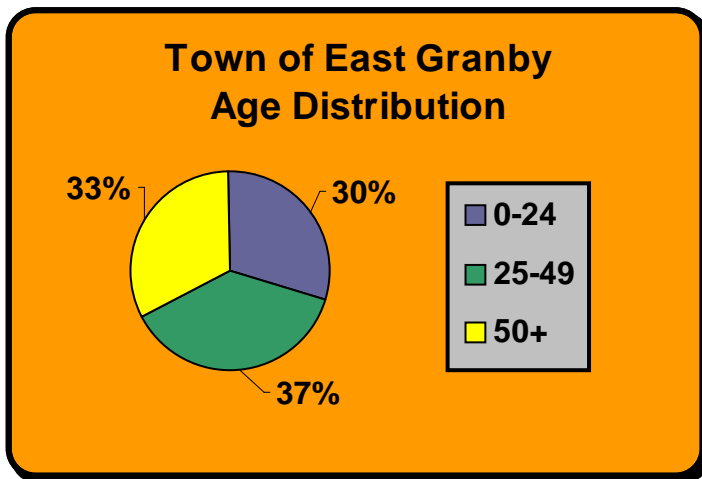
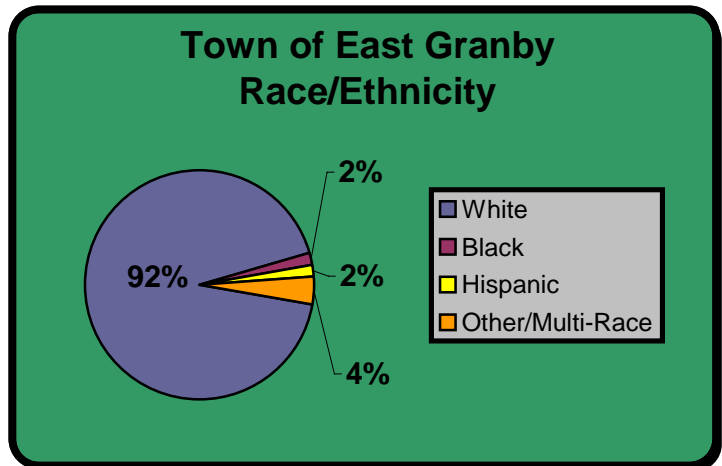




Town of East Granby Workforce Profile

The Town of East Granby is located 13 miles northwest of Hartford, has a land area of approximately 17 square miles and is home to 5,107 residents.

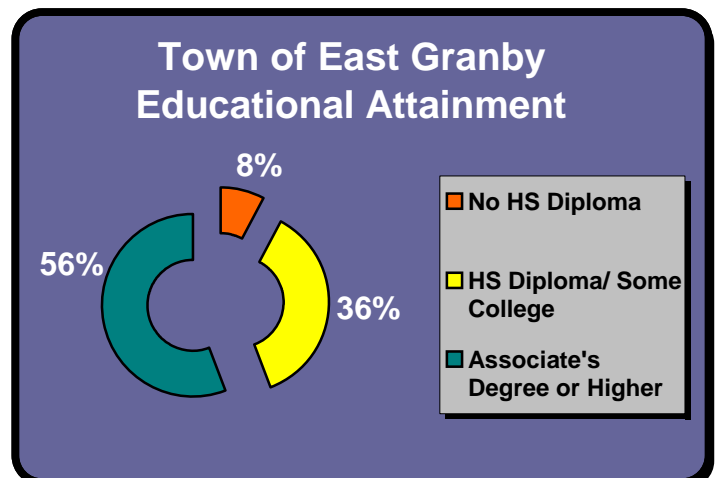
East Granby's population is comprised of 92% whites, 2% Blacks, 2% Hispanics and 4% Other/Multi-Race individuals.



East Granby's median age is 41. The age distribution is demonstrated in the pie chart to the left.

Of East Granby residents age 25+, 8% do not have a high school diploma, 36% possess a diploma or some college, and 56% have earned an Associate's degree or higher (State: 16%, 46%, and 38% respectively).

The 2003 cumulative dropout rate was 6.1% (down 2.7% from the previous year) and 78.9% of graduates pursue post-secondary education (down 5.4%).



2005 Business Profile:

Sector	# of Firms	% of Total	# of Employees	% of Total
Agriculture	11	3.5%	70	2.0%
Construction and Mining	49	15.8%	358	10.2%
Manufacturing	38	12.2%	482	13.8%
Transportation and Utilities	31	10.0%	850	24.3%
Trade	50	16.1%	619	17.7%
Finance, Insurance, and Real Estate	16	5.1%	60	1.7%
Services	101	32.5%	1,039	29.7%
Government	9	2.9%	19	0.5%
Total	311	100.0%	3,498	100.0%

Top Five Employers (2002):

- Rockbestos Surprenant Cable Corp.
- Galasso Materials LLC
- Roncari Development, Inc
- BAX Global
- Hoover Precision Products

East Granby's labor force is 2,814 and the unemployment rate is 3.8% (September 2005).

Capital Workforce Partners is looking to support an effective workforce development system that strategically connects economic development and education resources to build and maintain a strong and vibrant workforce by researching and understanding the individual towns' growth and vitality.

Sources: 2000 Census, CT Department of Economic and Community Development, CT Department of Labor, CT Department of Education.