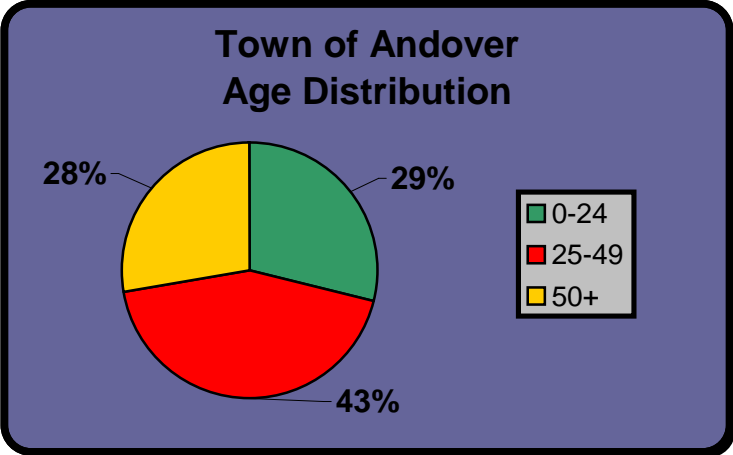
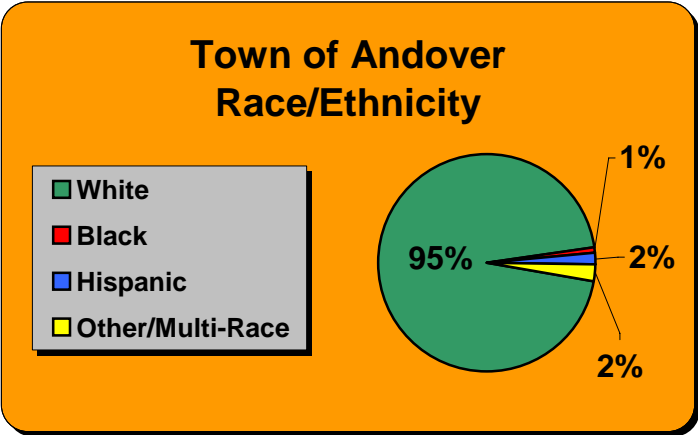




# Town of Andover Workforce Profile

The Town of Andover is located 16 miles southeast of Hartford, is approximately 15.5 square miles and is home to 3,437 residents.

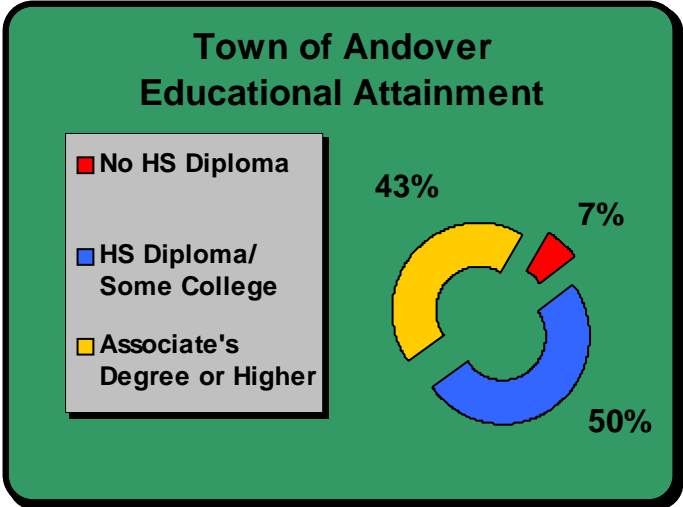
Andover's population is comprised of 95% whites, 1% Blacks, 2% Hispanics, and 2% Other/Multi-Race individuals.



Andover's median age is 39. The age distribution is demonstrated in the pie chart to the left.

Of Andover residents age 25+, 7% do not have a high school diploma, 50% possess a diploma or some college and 43% have earned an Associate's degree or higher (State: 16%, 46%, and 38% respectively).

The 2003 cumulative dropout rate for the regional school district was 10% (up over 3% from the previous year) and 89% of its graduates pursue post-secondary education (down almost 5%).



## 2005 Business Profile:

Sector	# of Firms	% of Total	# of Employees	% of Total
Agriculture	7	5.3%	16	3.3%
Construction and Mining	35	26.7%	78	16.3%
Manufacturing	7	5.3%	22	4.6%
Transportation and Utilities	4	3.1%	52	10.9%
Trade	18	13.7%	103	21.5%
Finance, Insurance, and Real Estate	5	3.8%	9	1.9%
Services	49	37.4%	171	35.8%
Government	2	1.5%	27	5.6%
<b>Total</b>	<b>131</b>	<b>100.0%</b>	<b>478</b>	<b>100.0%</b>

### Top Five Employers (2002):

- Town of Andover
- Scott Elektrokräfts, Inc.
- MTM Corporation
- Protech
- SDR Industries

Andover's labor force is 1,936 and the unemployment rate is 4.7% (September 2005).

Capital Workforce Partners is looking to support an effective workforce development system that strategically connects economic development and education resources to build and maintain a strong and vibrant workforce by researching and understanding the individual towns' growth and vitality.

Sources: 2000 Census, CT Department of Economic and Community Development, CT Department of Labor, CT Department of Education.