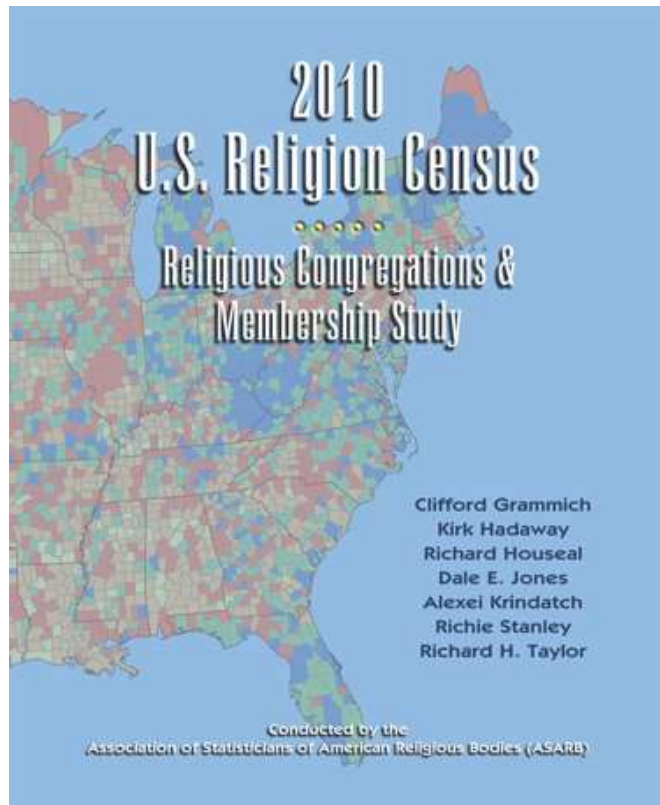


U.S. Religion Census 2010: Summary Findings

May 1, 2012



Religion Census 2010 Offers Unique Insight on U.S. Religious Populations

- Continues decennial series started in 1952
- Provides data on specific religious bodies, from the Amana Church Society to Zoroastrians
- Differentiates among specific bodies within same tradition
- Features the only county-level data on U.S. religious adherence

Religion Census Includes Data on . . .

- *Congregations*, groups of persons who meet together regularly for worship
- *Members*, e.g., persons with communicant, confirmed, or full membership status
- *Adherents*, including members, their children, and the estimated number of other participants who are not considered members
- *Attendance*, average weekly attendance at worship services

Religion Census 2010 Has Several New Features

- 125 groups that did not participate in 2000 study
- Most exhaustive count ever of independent, non-denominational Christian churches
- Expanded coverage of Orthodox Christian Churches
- First-ever counts of Buddhist and Hindu congregations and adherents by tradition
- Improved coverage of predominantly African American religious bodies
- Counts of Jewish congregations and adherents by tradition
- Expanded coverage of Muslim congregations
- More comprehensive and specific coverage of Amish, Friends, and other traditions

2010 Work Is Most Extensive in Series

	1952, first in series	2000, previous most recent	2010, new release
Groups reporting ...			
...Congregations	112	149	236
...Adherents	108	135	153
...Attendance	n/a	57	107
Total congregations	182,856	268,254	344,894
Total adherents	74,125,462	141,371,963	150,686,156
Claimed as % of population	49	50	49

Protestant Bodies Account for Most Congregations and Adherents

Grouping	Congregations	Adherents	% of population
Black Protestant	17,754	4,877,067	1.6
Evangelical and Conservative Protestant	191,112	50,013,803	14.3
Mainline Protestant	77,760	22,655,826	7.3
Catholic	20,589	58,928,987	19.1
Orthodox Christian	2,551	1,056,535	0.3
Latter-day Saints	14,393	6,267,771	2.0
Other Faiths	11,661	6,667,542	2.2
Total*	344,894	150,686,156	48.8

*includes 9,074 congregations and 218,625 adherents of Other Christian bodies not listed above

SBC, Independent Churches Are Majority of Evangelical and Conservative

Group	Congregations	Adherents	% of population
Southern Baptist Convention (SBC)	50,816	19,896,975	6.4
Non-denominational Christian Churches	35,496	12,241,329	4.0
Assemblies of God	12,258	2,944,887	1.0
Lutheran Church—Missouri Synod	6,040	2,270,921	0.7
Churches of Christ	12,584	1,584,162	0.5
Christian Churches and Churches of Christ	5,293	1,453,160	0.5
Seventh-day Adventist Church	5,665	1,194,996	0.4
Church of God (Cleveland, Tennessee)	6,100	1,109,992	0.4
All Other Evangelical and Conservative Protestants	56,860	7,317,381	2.4
Total Evangelical and Conservative Protestants	191,112	50,013,803	16.2

Mainline Protestants More Concentrated in Large Bodies

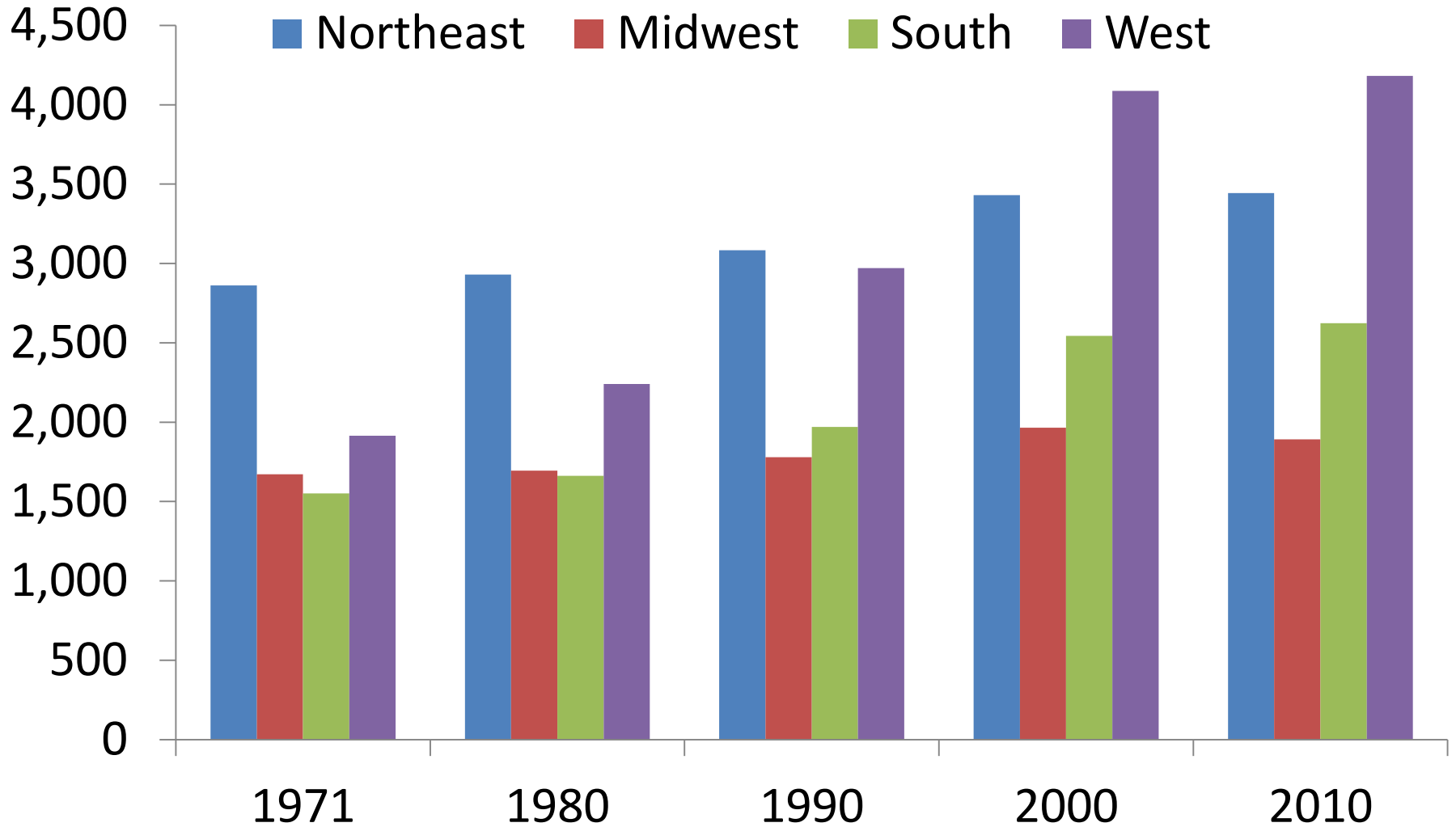
Group	Congregations	Adherents	% of population
United Methodist Church	33,323	9,948,221	3.2
Evangelical Lutheran Church in America	9,846	4,181,219	1.4
Presbyterian Church (U.S.A.)	10,487	2,451,980	0.8
Episcopal Church	6,794	1,951,907	0.6
American Baptist Churches in the U.S.A.	5,243	1,560,572	0.5
United Church of Christ	5,225	1,284,296	0.4
All Other Mainline Protestant	6,842	1,277,631	0.4
Total Mainline Protestant	77,760	22,655,826	7.3

Religion Census 2010 Has Extensive But Incomplete Coverage of Black Protestants

- African American religious bodies have traditionally lacked resources to gather data
- Religion Census used mailing lists and on-line resources to gather data on 11 African American religious bodies
- Data are most extensive ever aggregated for these groups at a county level but still incomplete

Largest Catholic Churches Now in West

Average Number of Catholics per Church

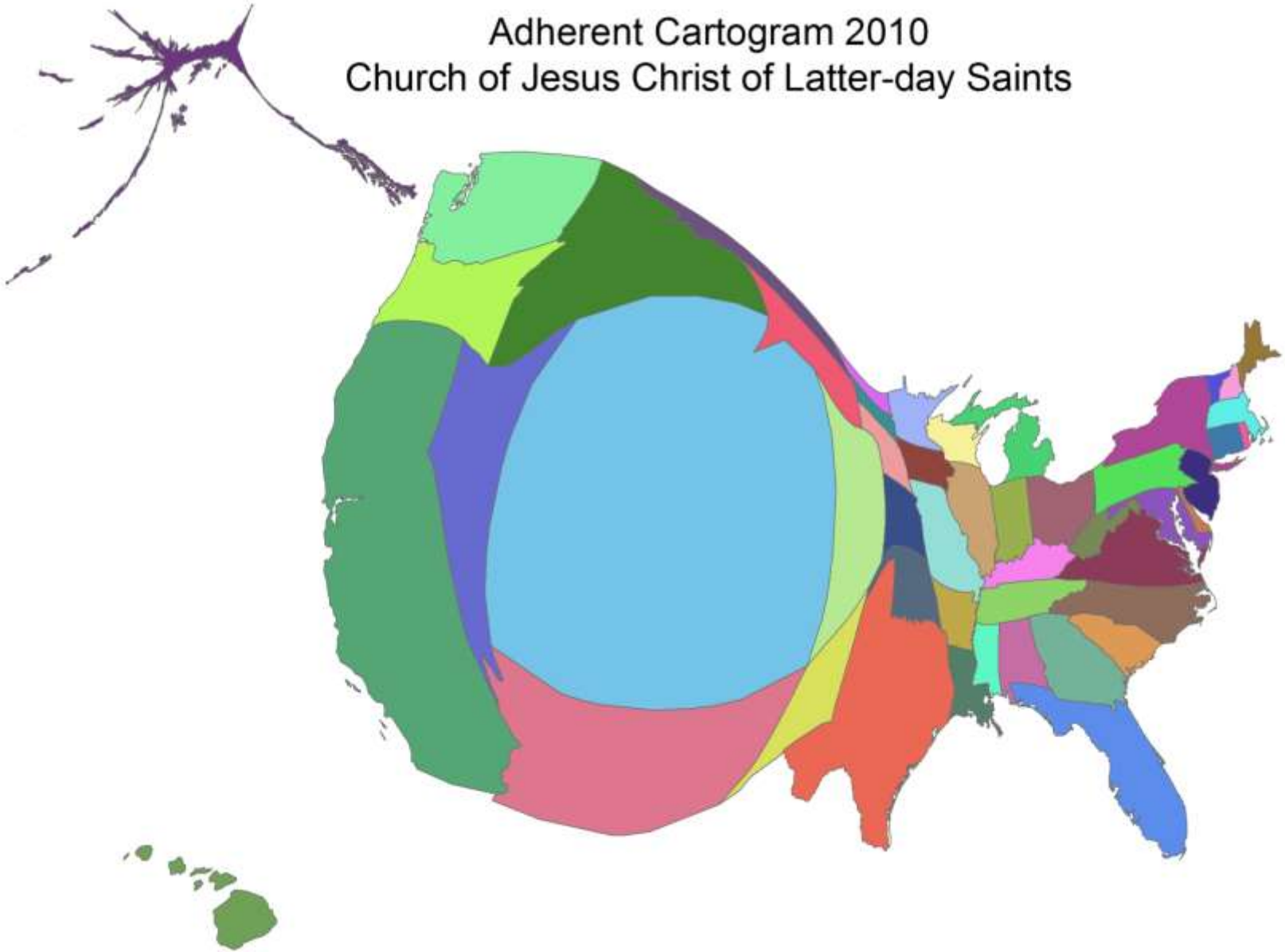


U.S. Orthodox Christian Churches Are Growing Dynamically

- Religion Census includes 23 Orthodox bodies
 - 817,501 adherents in Eastern Orthodox bodies
 - 239,034 adherents in Oriental Orthodox bodies
- Between 2000 and 2010, the number of Orthodox Christian congregations has changed
 - + 13 percent for Eastern Orthodox churches
 - + 35 percent for Oriental Orthodox churches

Nearly One in Three Mormons Are in Utah

Adherent Cartogram 2010
Church of Jesus Christ of Latter-day Saints

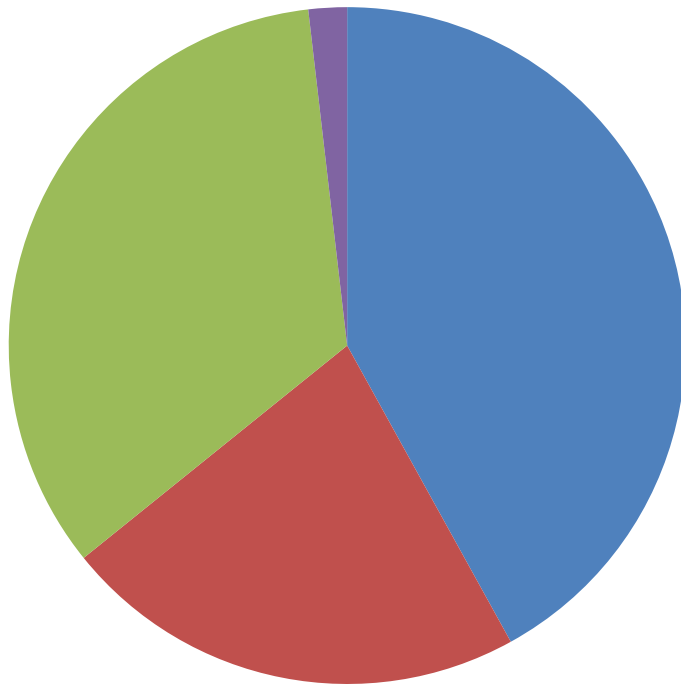


Religion Census 2010 Has Most Extensive Data Collected for Other U.S. Religions

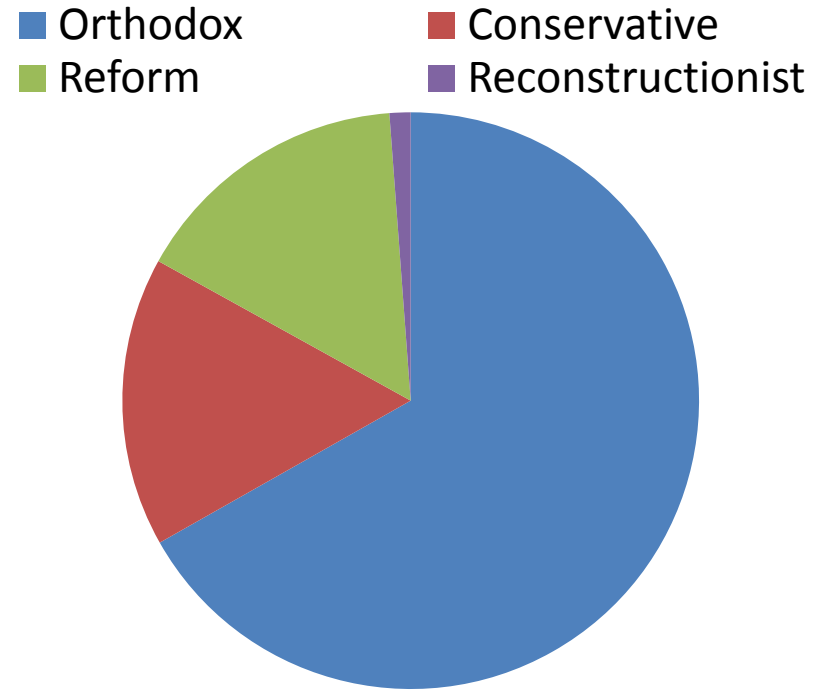
- Jewish data for 3,464 congregations by four traditions: Conservative, Orthodox, Reconstructionist, and Reform
- Muslim data for 2,106 congregations
- Buddhist adherent and congregation data for 215 different bodies grouped by four traditions
- Hindu adherent and congregation data for 127 different bodies grouped by four traditions
- Continued coverage of Bahá'í, Jain, Sikh, Spiritualist, Tao and Zoroastrian traditions
- Added coverage of Shinto tradition

Among Jewish Traditions, Orthodox Claim Highest Adherence and Attendance

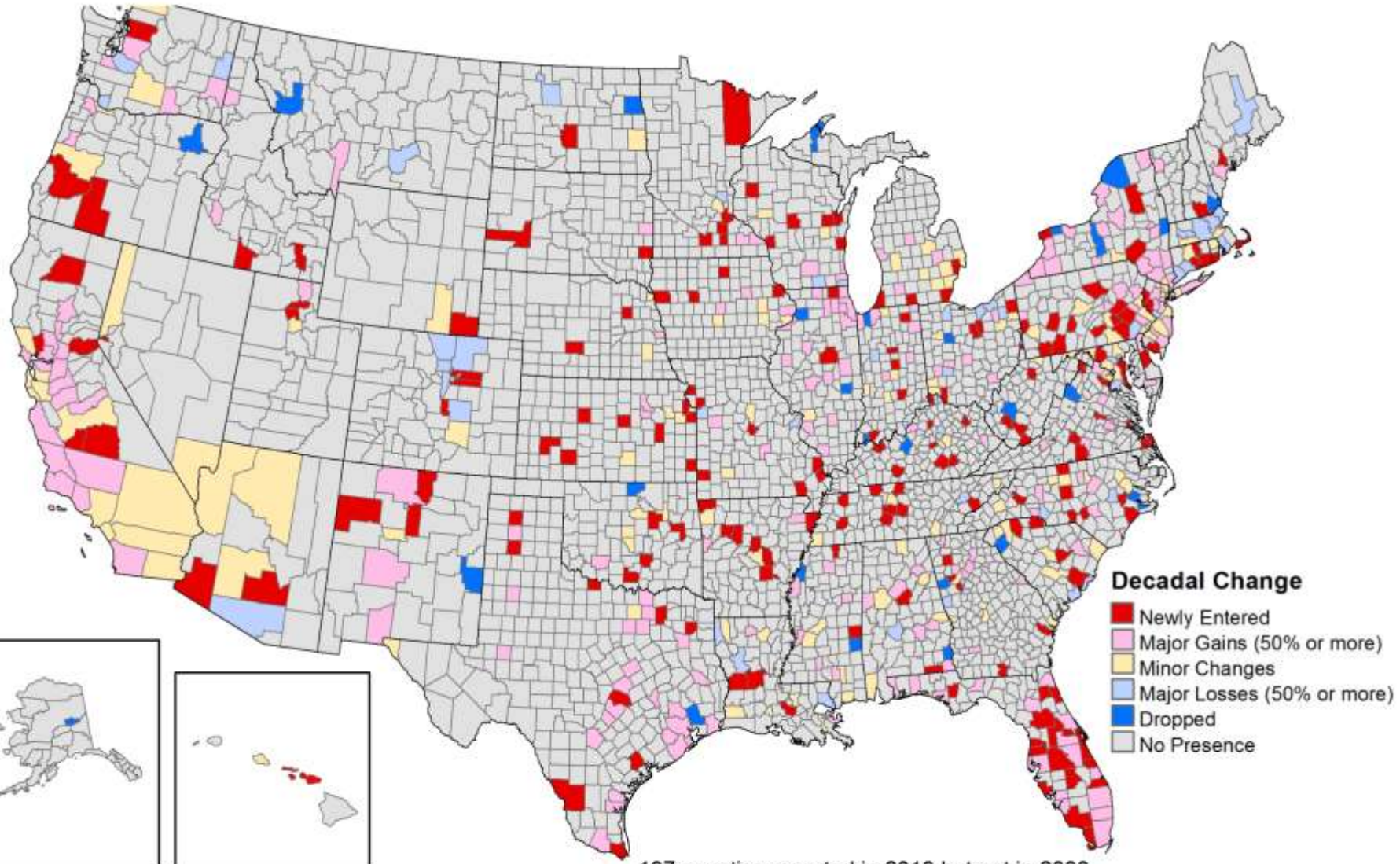
Adherents: 2.3 Million



Attendance: 1.0 Million



Muslim Communities Are Increasing



197 counties reported in 2010 but not in 2000.
29 counties reported in 2000 but not in 2010.

Largest Non-Christian Group Varies by Region

