

Transfers To Other Funds

Significant Features:

As part of the City Council's Adopted Budget, Pension Expenditures will be reported in Benefits and Insurances and the Vehicle Replacement Fund expenditures will be reported in Non-Operating Department Expenditures. The financial information shown here is for historical purposes only.

Department Budget Summary:

<u>Program</u>	FY 07-08 <u>ACTUAL</u>	FY 08-09 <u>ADOPTED</u>	FY 08-09 <u>PROJECTED</u>
811 Transfers To Other Funds	19,517,249	14,263,807	13,840,065
General Fund Total	19,517,249	14,263,807	13,840,065



Civic and Cultural Activities

Significant Features:

As part of the Adopted Budget, Civic & Cultural Activities will be reported in Non-Operating Department Expenditures. The financial information shown here is for historical purposes only.

Department Budget Summary:

		FY 07-08	FY 08-09	FY 08-09
	<u>Program</u>	<u>ACTUAL</u>	<u>ADOPTED</u>	<u>PROJECTED</u>
812	Civic & Cultural Activities	1,666,968	1,695,520	1,665,520
	General Fund Total	1,666,968	1,695,520	1,665,520



Debt Service

Significant Features:

As part of the Adopted Budget, Debt Service will be reported in the new Debt Service Department. The financial information shown here is for historical purposes only.

Department Budget Summary:

<u>Program</u>	FY 07-08 <u>ACTUAL</u>	FY 08-09 <u>ADOPTED</u>	FY 08-09 <u>PROJECTED</u>
813 Debt Service	29,864,160	36,500,000	36,500,000
General Fund Total	29,864,160	36,500,000	36,500,000

Adopted and Forecast amounts are reflected on page 37-1



Payments to Other Government Agencies

Significant Features:

As part of the Adopted Budget, Payments to Other Governmental Agencies will be reported in Non-Operating Department Expenditures. The financial information shown here is for historical purposes only.

Department Budget Summary:

<u>Program</u>	FY 07-08 <u>ACTUAL</u>	FY 08-09 <u>ADOPTED</u>	FY 08-09 <u>PROJECTED</u>
814 Payments to Other Governmental Agencies	9,277,956	11,277,631	10,097,670
General Fund Total	9,277,956	11,277,631	10,097,670



Employee Benefits

Significant Features:

As part of the Adopted Budget, Employee Benefits will be reported in Benefits and Insurances. The financial information shown here is for historical purposes only.

Department Budget Summary:

	FY 07-08	FY 08-09	FY 08-09
<u>Program</u>	<u>ACTUAL</u>	<u>ADOPTED</u>	<u>PROJECTED</u>
815 Employee Benefits	35,786,569	42,347,279	41,356,985
General Fund Total	35,786,569	42,347,279	41,356,985



Property and Casualty Insurance

Significant Features:

As part of the Adopted Budget, Property and Casualty Insurance expenditures will be reported in The Benefits and Insurances Department. The financial information shown here is for historical purposes only.

Department Budget Summary:

<u>Program</u>	FY 07-08	FY 08-09	FY 08-09
	<u>ACTUAL</u>	<u>ADOPTED</u>	<u>PROJECTED</u>
816 Property and Casualty Insurance	6,240,664	7,081,089	7,081,089
General Fund Total	6,240,664	7,081,089	7,081,089



34-1
Settlements

Significant Features:

As part of the City Council's Adopted Budget, Settlements will be reported in Non-Operating Department Expenditures. The financial information shown here is for historical purposes only.

Department Budget Summary:

	FY 07-08	FY 08-09	FY 08-09
<u>Program</u>	<u>ACTUAL</u>	<u>ADOPTED</u>	<u>PROJECTED</u>
817 Settlements	761,115	1,900,000	1,010,000
General Fund Total	761,115	1,900,000	1,010,000



Other Sundry Items

Significant Features:

As part of the Adopted Budget, Wage and Fringe Benefit Expenditures will be reported in Benefits and Insurances and the balance of the expenditures will be reported in Non-Operating Department Expenditures. The financial information shown here is for historical purposes only.

Department Budget Summary:

<u>Program</u>	FY 07-08 <u>ACTUAL</u>	FY 08-09 <u>ADOPTED</u>	FY 08-09 <u>PROJECTED</u>
818 Other Sundry Items	17,237,616	20,589,734	20,499,446
General Fund Total	17,237,616	20,589,734	20,499,446



Sundry

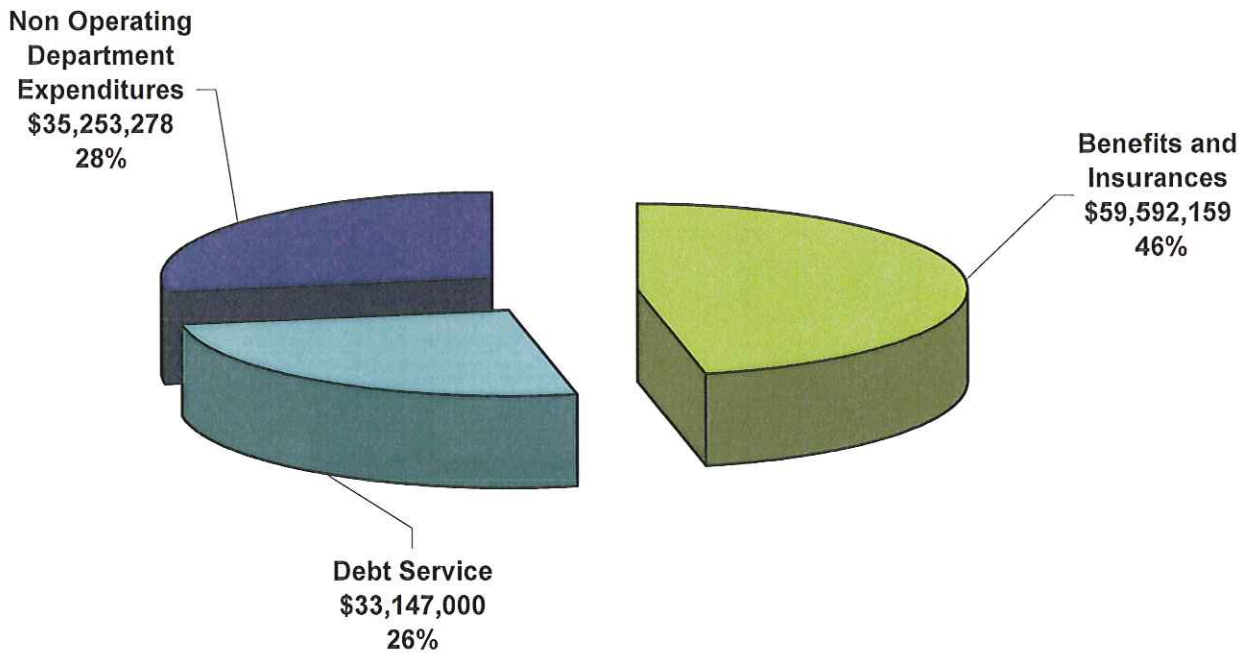
Benefits and Insurances

Debt Service

Non Operating Department Expenditures

***The Hartford Parking Authority**

*Department Expenditures as a Percentage of Sundry
Total \$127,992,437*



* The Hartford Parking Authority is an Enterprise Fund entity and therefore is not funded from the City's General Fund budget. It is not included in this chart, however information on it can be found on page 39-1.

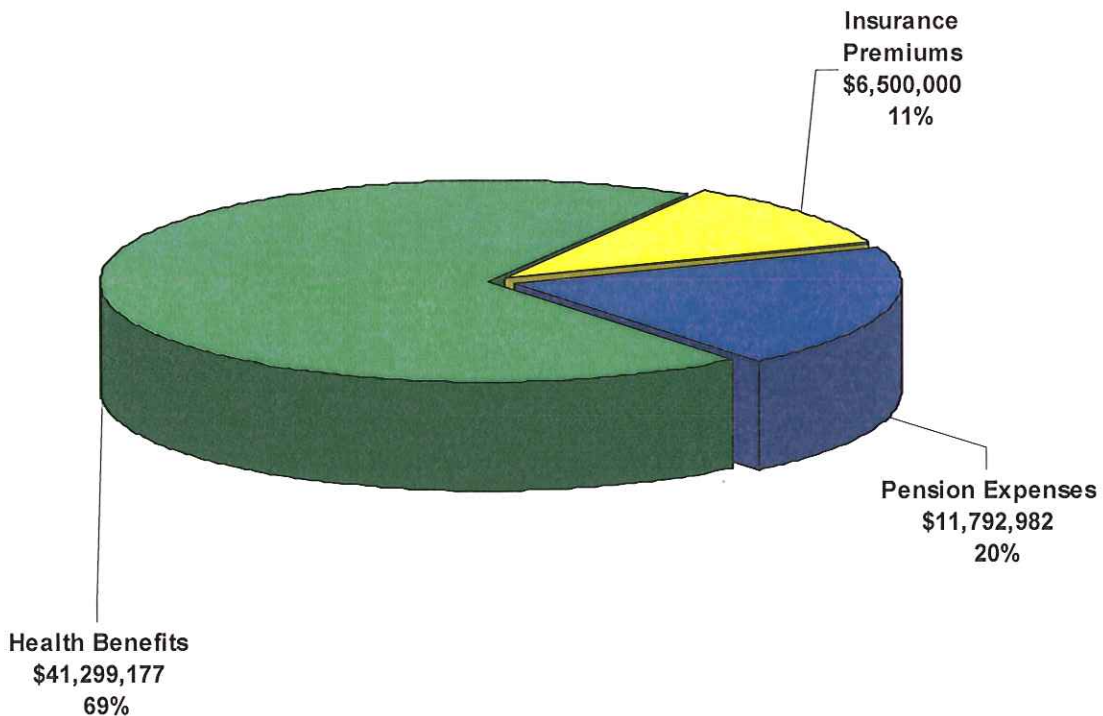


Benefits & Insurances

Significant Features:

The Adopted Budget for Fiscal Year 2009-2010 is \$59,592,159. Benefits and Insurances is a consolidated department for FY 2009-2010 that combines municipal pension, employee benefits and property and casualty insurance expenditures. The department was established for the purpose of concisely presenting all employee benefits and insurance payments within one department. The Pension Expenses program represents contributions to the Municipal Employee Pension Fund (MERF) which is a defined pension plan for City of Hartford employees and which provides retirement, disability and survivorship benefits for all retired employees in accordance with provisions subject to bargaining with unions representing most of the employees. The Pension Expenses program also represents payments made to current employees who retire and have "cashed out" their vacation, sick and/or other benefits. The Health Benefits program includes funding for comprehensive health and group life insurance, worker's compensation, unemployment compensation, Other Post Employment Benefit (OPEB) liabilities and social security for municipal employees. The Insurance Expense program reflects premium costs and projected claims necessary to cover all municipal and Library operations, as well as the Hartford Parking Authority against fire, auto liability, fidelity bonds and general liability, among other coverages.

Department General Fund Budget by Program General Fund Total: \$59,592,159



Department Budget Summary:

<u>PROGRAM NAME</u>	<u>FY 07-08 ACTUAL</u>	<u>FY 08-09 ADOPTED</u>	<u>FY 08-09 PROJECTED</u>	<u>FY 09-10 ADOPTED</u>	<u>FY 10-11 FORECAST</u>
001 Pension Expense	0	0	0	11,792,982	20,555,415
002 Health Benefits	0	0	0	41,299,177	46,724,136
003 Insurance Expense	0	0	0	6,500,000	6,815,000
General Fund Total	0	0	0	59,592,159	74,094,551

Program Section:**Program:** Pension Expense

Program Goal: The goal of the Pension Expense Program is to provide details regarding retirement, disability, and survivorship benefits for retired municipal employees, in accordance with provisions subject to bargaining with unions representing most of the employees. Employee contributions are compulsory for all plans. An actuarial valuation survey is made annually on the City Municipal Employees' Retirement Fund (MERF), and at least every five years for the Police Benefit Fund, the Firemen's Relief Fund, Retirement Allowance Fund, and the cost sharing State of Connecticut Plan (MERF-B). Pension funds also include funding for the excess benefit plan permitted under Internal Revenue Code Section 415. The Pension Expense program also tracks payments made to current employees who retire and have "cashed out" their vacation, sick and/or other benefits.

Program Services:

Name	Goal	Amount	Legal Mandate
Pension Expense	Provides retirement, disability and survivorship benefits for retired municipal employees in accordance with provisions subject to bargaining with unions representing most of the employees.	9,792,982	√
Cash-out Payments	Tracks payments made to current employees who retire and have "cashed out" their vacation, sick and/or other benefits.	2,000,000	√

Program: Health Benefits

Program Goal: The goal of the Health Benefits Program is to include funding for comprehensive health and group life insurance, workers' compensation, unemployment compensation and social security for employees of the City of Hartford, the Hartford Public School System and the Hartford Public Library. The City has established a self-insurance fund that more accurately reports on and accounts for the total costs associated with active and pensioned employees', which includes Municipal, Hartford Public School System, Hartford Public Library and the Hartford Parking Authority.

Program Services:

Name	Goal	Amount	Legal Mandate
Employee Life and Health Insurances	Provides life, hospital and major medical insurance for all municipal employees pursuant to various union agreements, Court of Common Council resolutions and State statutes.	30,507,607	√
Workers' Compensation	Complies with State and Federal regulations in collecting and remitting required withholding for all its employees.	5,288,429	√
Social Security	Complies with State and Federal regulations in collecting and remitting required withholding for all its employees.	4,503,141	√
Unemployment Compensation	Complies with State and Federal regulations in collecting and remitting required withholding for all its employees.	500,000	√
Internal Service Fund	Contributes toward uninsured risks of loss for health benefits, workers' compensation and property casualty from prior years.	250,000	√
OPEB Benefits	Complies with generally accepted accounting principles to establish and maintain appropriate reserves to ensure future availability of post employment benefits.	250,000	√

Program: Insurance Expense

Program Goal: The goal of the Insurance Premiums Program is to reflect premium costs and projected claims necessary to cover municipal and Library operations, as well as the Hartford Parking Authority against fire, auto liability, fidelity bonds and general liability, among other coverages.

Program Services:

Name	Goal	Amount	Legal Mandate
Premiums	Reflect premium expense for various Insurance coverages required by the City of Hartford.	4,500,000	√
Claims	Reflect claims expense related to accidents and other claims against Insurance protection provided by the City of Hartford.	2,000,000	√



Debt Service

Significant Features:

The Adopted Budget for Fiscal Year 2009-2010 is \$33,147,000. This reflects a decrease of \$3,353,000 or 9.2% under the 2008-2009 Adopted Budget. This is primarily due to not bonding in FY 07-08 and several projects beginning to mature and fall off of the bond program.

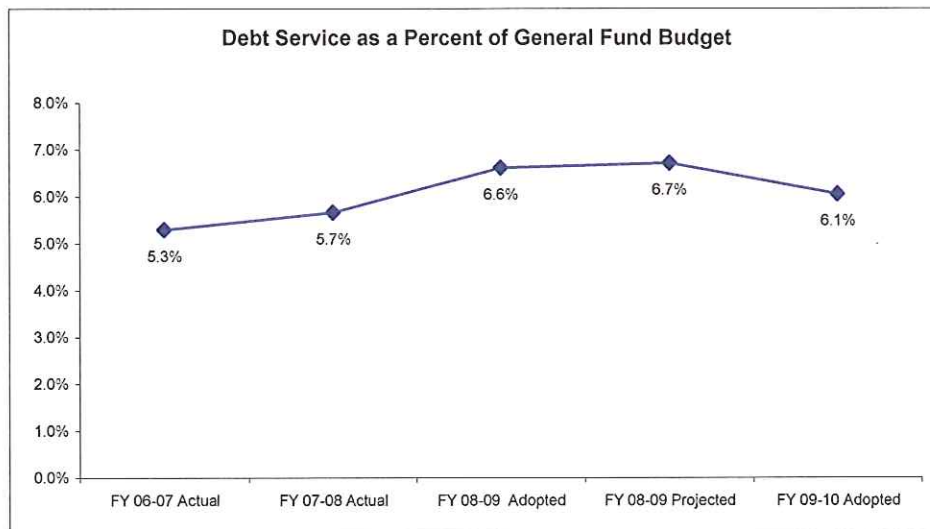
Debt Service is the cost of principal and interest payments on bond maturities and other obligations for the construction and renovation of schools, libraries, streets, other public works projects and public facilities, and vehicles.

Debt Service Distribution

<u>Function</u>	<u>Principal</u>	<u>Interest</u>	<u>Total</u>
Municipal	12,025,415	7,528,716	19,554,131
Education	<u>8,510,993</u>	<u>5,081,876</u>	<u>13,592,869</u>
Total	20,536,408	12,610,592	33,147,000

Department Budget Summary:

<u>Program</u>	<u>FY 07-08*</u> <u>ACTUAL</u>	<u>FY 08-09*</u> <u>ADOPTED</u>	<u>FY 08-09*</u> <u>PROJECTED</u>	<u>FY 09-10</u> <u>ADOPTED</u>	<u>FY 10-11</u> <u>FORECAST</u>
821000 Debt Service	0	0	0	33,147,000	35,359,000
General Fund Total	0	0	0	33,147,000	35,359,000



Note:

*Expenditure history is shown on page 30-1

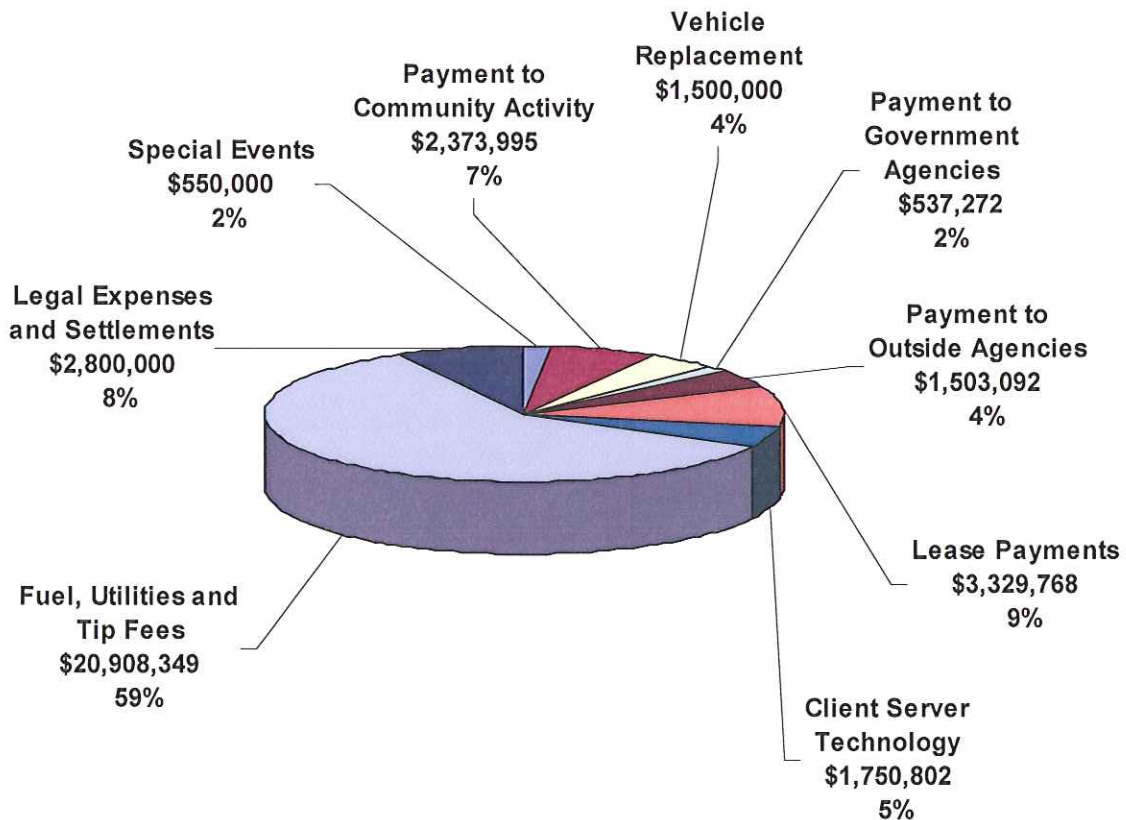


Non-Operating Department Expenditures

Significant Features:

The Adopted Budget for Fiscal Year 2009-2010 is \$35,253,278. Non-Operating Department Expenditures is comprised of resource planning for Special Events, Payments to Community Activities, Vehicle Replacement, Payments to Government Agencies, Lease Payments, Payments to Outside Agencies, Client Server Technology, Fuel, Utilities & Tip Fee Payments, and Legal Expenses & Settlements. This improved format better aligns and illustrates similar types of expenditures in programmatic budget categories.

Department General Fund Budget by Program General Fund Total: \$35,253,278



Department Budget Summary:

<u>PROGRAM NAME</u>	<u>FY 07-08 ACTUAL</u>	<u>FY 08-09 ADOPTED</u>	<u>FY 08-09 PROJECTED</u>	<u>FY 09-10 ADOPTED</u>	<u>FY 10-11 FORECAST</u>
001 Special Events	0	0	0	550,000	550,000
002 Paymts. to Community Activities	0	0	0	2,373,995	2,623,995
003 Vehicle Replacement	0	0	0	1,500,000	1,500,000
004 Payment to Govt. Agencies	0	0	0	537,272	537,272
005 Lease Payments	0	0	0	3,329,768	3,329,768
006 Payment to Outside Agencies	0	0	0	1,503,092	1,853,092
007 Client Server Technology	0	0	0	1,750,802	850,802
008 Fuel, Utilities and Tip Fees	0	0	0	20,908,349	22,924,184
009 Legal Expenses and Settlements	0	0	0	2,800,000	3,900,000
General Fund Total	0	0	0	35,253,278	38,069,113

Program Section:

Program: Special Events

Program Goal: The goal of the Special Event Program is to fund overtime for special events.

Program Services:

Name	Goal	Amount	Legal Mandate
Special Event Overtime	Provide Police, Health, Fire and Public Works overtime for special events, such as parades and festivals, in Hartford.	550,000	

Program: Payment to Community Activities

Program Goal: The goal of the Payment to Community Activities Program is to provide funding to civic and cultural events in Hartford.

Program Services:

Name	Goal	Amount	Legal Mandate
Staff Training Services	Provide leadership training for Department Heads.	50,000	
Hartford Access Public Television	Provide resources to support the Hartford Access Public Television station.	60,000	
City Contributions and Special Events	Provide resources for Court of Common Council contributions to support local civic and cultural activities and events.	400,000	
Hartford Arts Council	Provide resources to support art programs and services.	1,200,000	
Hartford Guides	Provide resources to support security and hospitality services in downtown Hartford.	50,000	
First Night	Provide resources to support Hartford's January 1 First Night celebration.	50,000	
Carousel Operations	Provide resources to offset the cost of continued operation of the carousel in Bushnell Park.	120,520	√
Knox Parks Foundation	Provide resources to support horticultural beautification programs and services throughout the City; this funding includes \$50,000 for city-wide graffiti removal.	160,000	
Journey Home	Provide resources to support the ten year plan by the Hartford Commission to End Homelessness in the Capitol Region.	150,000	
Hartford Preservation Alliance	Provide resources to support the preservation and revitalization of unique architecture in Hartford.	50,000	
Coalition for Justice in Education Funding	Provide resources to support the goal of a school funding system that is driven by the educational needs of students.	20,000	
Riverfront Recapture	Provide resources to support an accessible and attractive riverfront.	63,475	

Program: Vehicle Replacement

Program Goal: The goal of the Vehicle Replacement Program is to fund existing vehicle leases.

Program Services:

Name	Goal	Amount	Legal Mandate
Vehicle Replacement	Provide funding for existing vehicle leases.	1,500,000	√

Program: Payment to Government Agencies

Program Goal: The goal of the Payment to Government Agencies Program is to provide funding to governmental organizations that provide services to the City of Hartford.

Program Services:

Name	Goal	Amount	Legal Mandate
Capitol Region Council of Governments (CRCOG)	Provide community development and support funds to the Capitol Region Council of Governments (CRCOG), a voluntary regional planning and policy organization for central Connecticut that is controlled by its twenty-nine member cities and towns.	93,265	
Greater Hartford Transit District	Provide a membership contribution to the Greater Hartford Transit District, a regional and regulatory body in transit-related matters providing standards for transit systems under Connecticut State Statutes. The City's contribution leverages the District's requests for additional federal funds that extend transit services to Hartford residents.	15,804	
Probate Court	Provide the City's payment of operating costs for the Probate Court per State Statute.	58,000	√
Connecticut Conference of Municipalities	Provide funding for the Connecticut Conference of Municipalities which lobbies for resources for locally run programs that benefit city and town residents.	83,910	
National League of Cities	Provide membership payment to the National League of Cities, which is based in Washington D.C. and lobbies on behalf of municipalities on the national level.	8,161	
Windsor/Wethersfield Golf	Provide a payment in lieu of taxes for Keney and Goodwin Golf courses.	59,840	√
U.S. Conference of Mayors	Provide funding for the U.S. Conference of Mayors, which is located in Washington D.C. and hosts a variety of conferences and seminars addressing subjects related to municipal government.	12,242	
Sister City International	Provide funding for Sister City International, which networks with nine cities through this organization designed to help foster economic development.	6,050	
Business Improvement District	Provide an annual contribution to the Business Improvement District (BID), which is comprised of property owners in the downtown area that agree to form and manage the District and contribute additional resources to fund enhanced amenities and services.	200,000	√

Program: Lease Payments

Program Goal: The goal of the Lease Payments Program is to fund contractual payments for Constitution Plaza, other facilities, technology and equipment.

Program Services:

Name	Goal	Amount	Legal Mandate
Constitution Plaza	Fund contractual payments for Constitution Plaza.	2,100,000	√
Lease Payments	Fund only existing contractual payments for technology and equipment.	1,229,768	√

Program: Payment to Outside Agencies

Program Goal: The goal of the Payment to Outside Agencies Program is to fund temporary employees, the contingency reserve and legislative, grant and audit services.

Program Services:

Name	Goal	Amount	Legal Mandate
Seasonal Employees	Provide resources for summer youth and the city-wide internship program.	50,000	
Contract Compliance	Provide investigative services for citizen complaints.	200,000	√
Legislative Services	Represent the City's policy interests at the federal level.	180,000	
Grant Management Services	Provide grant seeking and writing services.	600,000	
Single Audit Financial Services	Produce the City's yearly external audit.	128,000	√
Learning Corridor	Provide energy fixed costs to the Learning Corridor.	345,092	√

Program: Client Server Technology

Program Goal: The goal of the Client Server Technology Program is to provide technological infrastructure.

Program Services:

Name	Goal	Amount	Legal Mandate
Technology Support	Ensure the planning, support and maintenance for software programs and technologies.	100,000	
MUNIS	Ensure the planning, support and maintenance of the City's enterprise resource planning system.	750,802	√
Metro Hartford Information Services	Additional funding to support both the City and Board of Education technology infrastructure.	900,000	

Program: Fuel, Utilities and Tip Fees

Program Goal: The goal of the Fuel, Utilities and Tip Fees Program is to provide energy sources for city operations and pay waste disposal fees.

Program Services:

Name	Goal	Amount	Legal Mandate
Fuel	Ensure vehicles, facilities and machinery have gasoline and oil.	1,840,000	
Utilities	Ensure city facilities have electricity, piped heat, piped gas and water.	14,768,349	
Tipping Fees	Pay fees for the disposal of solid waste.	4,300,000	

Program: Legal Expenses and Settlements

Program Goal: The goal of the Legal Expenses and Settlements Program is to provide the City with specialized legal counsel, refund tax appeals and pay Court of Common Council approved settlements.

Program Services:

Name	Goal	Amount	Legal Mandate
Legal Services	Utilize outside legal counsel for specialized legal matters.	1,000,000	
Settlements	Settle legal claims and tax appeals. The Corporation Counsel's Office represents the City in claims brought against it and may, with the approval of the Court of Common Council, compromise and settle any such claims.	1,800,000	

Hartford Parking Authority

The Adopted Hartford Parking Authority (HPA) budget for Fiscal Year 2009-2010 has been prepared in accordance with City of Hartford guidelines and the Authority's own budget and fiscal policies. The Authority's Board of Commissioners and its Executive Director believe that budgeted expenditures are necessary to safeguard the City's investment in off-street parking facilities and to properly operate and maintain the on-street parking system.

The Hartford Parking Authority was created in December 1998 by the Hartford Court of Common Council pursuant to Chapter 100 of the Connecticut General Statutes. The purpose of the Authority is "to create, establish, finance, maintain, and operate the City-owned parking facilities and to manage and operate other regulated parking facilities..."

A brief discussion of the major changes in the past year for each of the Authority's facilities follows.

Morgan Street Garage

The Authority has seen a sustained decrease in the number of United Health Group parkers at the Morgan Street Garage over the past four years. From a high of 1,222 parkers in February 2006, United Health Group presently has 863 parkers (as of April 1, 2009), a decrease of 359 parkers or twenty-nine percent (29%). Revenue from this customer has decreased from its high of \$124K in February 2006 to its present \$84K (\$473K annualized).

Church Street Garage

In October 2008 the Church Street Garage lost its primary tenant MetLife and their more than 800 monthly parkers. Monthly revenue from this tenant was more than \$110K at its peak (\$1.32 million annualized).

Offsetting the loss in part is Prudential Financial. This customer, who selected the Authority for its primary parking vendor in 2007 after a competitive solicitation, has 300 parkers in the Church Street Garage (in addition to 355 parkers at the MAT Garage). Monthly revenue from Prudential is \$30K (\$360K annualized).

The net impact of losing MetLife and gaining Prudential Financial is a decrease in monthly revenue of \$80K, or \$967K annually.

MAT Garage

Although CIGNA terminated parking at the MAT Garage at the end of 2007 upon the expiration of their lease at 280 Trumbull there was no financial impact on the Authority once the agreement with Prudential (as successor to CIGNA's business in Hartford) was reached. Prudential accepted the same financial terms as CIGNA for rights to 355 parking spaces in the garage. The value of Prudential's agreement at the MAT Garage is \$45K per month or \$537K annually.

With the recent improvements to 20 Church Street and this office building's rise in tenancy, parking demand at the garage has risen as well. Together with the demand generated by 280 Trumbull the garage is near capacity.

On-Street Parking

At this point in time the new multi-space Pay-and-Display parking meters have been installed throughout most of the downtown business district as well as other selected areas of the City, and most of the old single-space parking meters have been taken out of service. The response to the new meters by the public has been favorable. Meter revenue has risen steadily since the complement of meters was placed in service in early 2009.

Key Objectives for Fiscal Year 2009-2010:

- Solicit new customers at the Morgan Street Garage and Church Street Garage.
- Construct a new parking structure in the highest parking demand area of the central business district.

Hartford Parking Authority Budget Summary:

	<u>FY08-09 Adopted</u>	<u>FY08-09 Projected</u>	<u>FY09-10 Adopted</u>
Morgan Street Garage			
Income	2,570,000	2,231,000	2,048,000
Direct Operating Expenses	(916,200)	(873,000)	(1,151,000)
General & Administrative Expenses	(416,468)	(281,000)	(347,000)
Net Operating Income	1,237,332	1,077,000	550,000
MAT Garage			
Income	2,347,000	2,143,000	2,355,000
Direct Operating Expenses	(940,100)	(803,000)	(917,000)
General & Administrative Expenses	(427,332)	(258,000)	(277,000)
Net Operating Income	979,568	1,082,000	1,161,000
Church Street Garage			
Income	2,338,000	1,665,000	1,655,000
Direct Operating Expenses	(858,000)	(732,000)	(960,000)
General & Administrative Expenses	(390,013)	(235,000)	(290,000)
Net Operating Income	1,089,987	698,000	405,000
On-Street Parking			
Income	4,555,750	3,729,000	4,089,000
Direct Operating Expenses	(1,128,300)	(1,393,000)	(1,410,000)
General & Administrative Expenses	(512,881)	(373,000)	(350,000)
Net Operating Income	2,914,569	1,963,000	2,329,000
Commercial Space			
Income	79,000	79,000	79,000
Direct Operating Expenses	0	(1,000)	0
General & Administrative Expenses	0	0	0
Net Operating Income	79,000	78,000	79,000
Surface Parking Lots			
Income	50,000	50,000	50,000
Direct Operating Expenses	(18,000)	0	0
General & Administrative Expenses	(8,182)	0	0
Net Operating Income	23,818	50,000	50,000
Library Garage			
Income	15,000	18,000	15,000
Direct Operating Expenses	(27,000)	(24,000)	(41,000)
General & Administrative Expenses	(12,273)	(8,000)	(12,000)
Net Operating Income	(24,273)	(14,000)	(38,000)
Grand Total			
Income	11,954,750	9,915,000	10,291,000
Direct Operating Expenses	(3,887,600)	(3,826,000)	(4,479,000)
General & Administrative Expenses	(1,767,150)	(1,155,000)	(1,276,000)
Net Operating Income (Revenue to City)	6,300,000	4,934,000	4,536,000